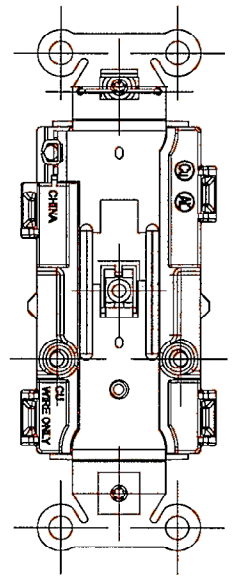
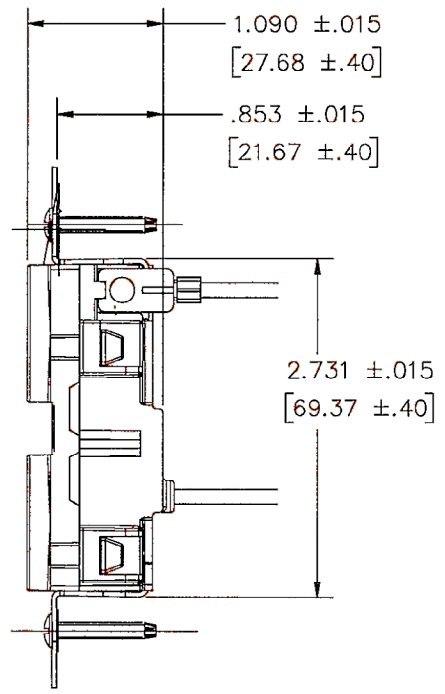
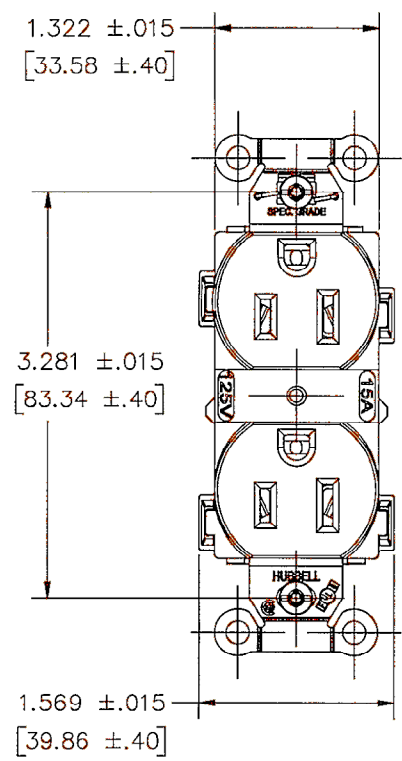


M-10952 3



NOTES:
 1) DIMENSIONS ARE IN INCHES [MM].
 2) ALL DEVICES UL LISTED AND CSA CERTIFIED.
 3) RECEPTACLE WIRED WITH #12AWG WIRE.

CATALOG NUMBERS											
HUBBELL	BROWN	IVORY	GRAY	WHITE	BLACK	ALMOND	BLUE	LIGHT ALMOND	RED	ORANGE	OFFICE WHITE
6.5" SOLID WIRE	CR15P1	CR15IP1	CR15GRYP1	CR15WHIP1	CR15BLKP1	CR15ALP1	-----	CR15LAP1	-----	-----	-----
6.5" STRANDED WIRE	CR15P2	CR15IP2	CR15GRYP2	CR15WHIP2	CR15BLKP2	CR15ALP2	-----	CR15LAP2	-----	-----	-----

CODE 74545

LIST OF PARTS		
DESCRIPTION	MATERIAL	FINISH
TOP	NYLON 6/6	SPI A-3
BASE	NYLON 6/6	SPI A-3
LINE CONTACTS	BRASS	
GROUND CONTACTS	BRASS	
#12AWG WIRE (NEU)	CU	WHITE
#12AWG WIRE (HOT)	04. G&V	BLACK
BRIDGE	STL	
#12AWG WIRE (GRD)	CU	GREEN
STAPLE	S.S.	
WASHER	PVC FILM	BLACK
MOUNTING SCREW	STEEL	ZINC PLATE

SYM	REVISIONS	APP	DATE
3	IN LIST OF PARTS MOUNTING SCREW FINISH ZINC PLATE WAS SS PER DCN 18657. MYA	DJP	3/1/12
2	6.5" SOLID WIRE WAS 6.0" SOLID WIRE 6.5" STRANDED WIRE WAS 6.5" STRANDED WIRE 6.0" STRANDED WIRE PER DCN #16065 WRV		09/09
1	RELEASED PER DCN #14562 WRV		03/08

THE DESIGN AND DIMENSIONS OF THE PRODUCT SHOWN ON THIS DRAWING ARE SUBJECT TO CHANGE WITHOUT NOTICE

TITLE
 HUBBELL
 15A 125V, 2P 3W
 SMOOTH FACE DUPLEX RECEPT.
 LEAD WIRE

TOLERANCES UNLESS OTHERWISE SPECIFIED	WIRING DEVICE-KELLEMS HUBBELL INCORPORATED SHELTON, CT	
.XX = ±.01	DR. BY WRV	APP. BY TLS
.XXX = ±.005	TR. BY	SCALE 1:1
ANGLES = ±2°	CHK. BY	DATE 3/08

DIMENSION SHEET FOR CAT. NO. M-10952 3
 REPAIRABLE NON-REPAIRABLE B