

M-13977

1

NOTES:

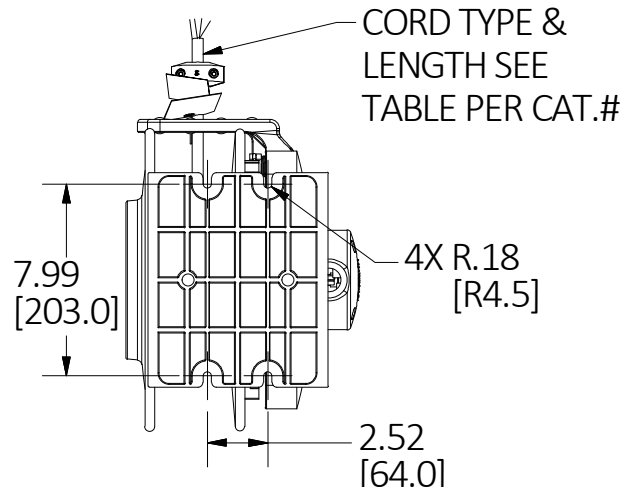
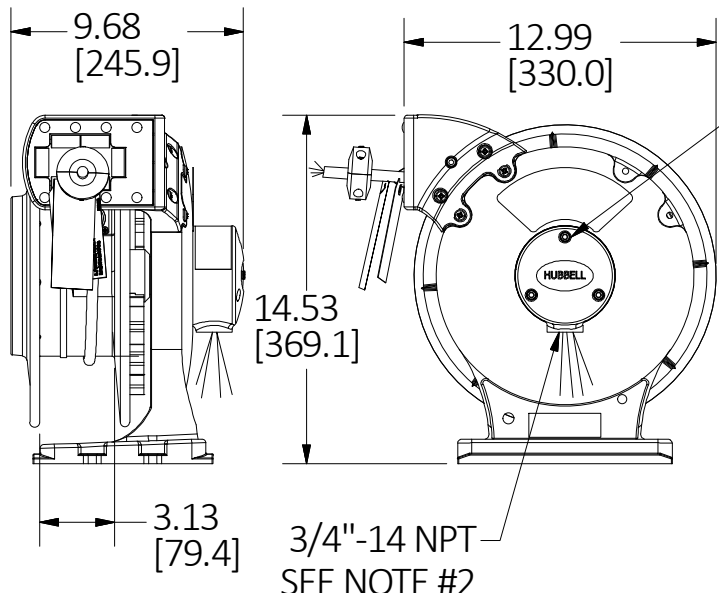
1. DIMENSIONS ARE IN INCHES [mm] EXCEPT CORD LENGTH IN FEET.
2. USE CUSTOMER SUPPLIED UL LISTED TYPE 4 FITTING AND CORD PER CAT.# SHOWN IN THE TABLE FOR POWER SOURCE CONNECTION.

USE 3/16" HEX KEY TO LOOSEN (3) SCREWS TO OPEN COVER FOR WIRING AND SECURE IT BACK AFTER WIRING.

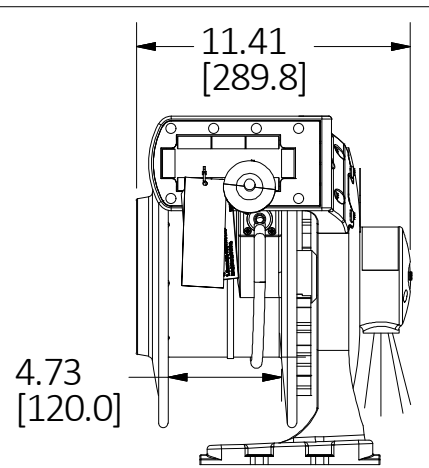
LIST OF PARTS

DESCRIPTION	MATERIAL	FINISH
SPOOL WITH RATCHET	ALUMINUM	POWDER COATING
SPOOL	ALUMINIUM	POWDER COATING
WIRING CHAMBER COVER	ALUMINIUM	POWDER COATING
SPRING BOX COVER	STEEL	ZINC PLATE
CLOCKWORK SPRING	SPRING STEEL	
GUIDE ARM	ALUMINUM	POWDER COATING
GUIDE FRAME	THERMOPLASTIC	
HARDWARE	STEEL	ZINC PLATE
SPINDLE	STEEL	ZINC PLATE
CORD	COPPER	
BALL STOPPER	THERMOPLASTIC	
INTERNAL TERMINALS	COPPER ALLOY	
WATER PLUGS	ELASTOMER	

CATALOG	DESCRIPTION	RATING	CORD LENGTH	CORD TYPE	REEL SIZE	REEL COLOR	APPROX. WEIGHT
HBLW45163	WP REEL, UL TYPE 4, 45' SOW, 16/3, 10A MAX. 600V	10A 600V	45 FT.	16/3, SOW	3"	YELLOW	23.6 LB [10.7 KG]
HBLW35163	WP REEL, UL TYPE 4, 35' SOW, 16/3, 10A MAX. 600V	10A 600V	35 FT.	16/3, SOW	3"	YELLOW	22.5 LB [10.2 KG]
HBLW25163	WP REEL, UL TYPE 4, 25' SOW, 16/3, 10A MAX. 600V	10A 600V	25 FT.	16/3, SOW	3"	YELLOW	21.4 LB [9.7 KG]
HBLW45164	WP REEL, UL TYPE 4, 45' SOW, 16/4, 10A MAX. 600V	10A 600V	45 FT.	16/4, SOW	4.75"	YELLOW	25.6 LB [11.6 KG]
HBLW35164	WP REEL, UL TYPE 4, 35' SOW, 16/4, 10A MAX. 600V	10A 600V	35 FT.	16/4, SOW	3"	YELLOW	23.1 LB [10.5 KG]
HBLW25164	WP REEL, UL TYPE 4, 25' SOW, 16/4, 10A MAX. 600V	10A 600V	25 FT.	16/4, SOW	3"	YELLOW	21.8 LB [9.9 KG]
HBLW45143	WP REEL, UL TYPE 4, 45' SOW, 14/3, 15A MAX. 600V	15A 600V	45 FT.	14/3, SOW	4.75"	YELLOW	28.2 LB [12.8 KG]
HBLW35143	WP REEL, UL TYPE 4, 35' SOW, 14/3, 15A MAX. 600V	15A 600V	35 FT.	14/3, SOW	3"	YELLOW	25.1 LB [11.4 KG]
HBLW25143	WP REEL, UL TYPE 4, 25' SOW, 14/3, 15A MAX. 600V	15A 600V	25 FT.	14/3, SOW	3"	YELLOW	22.5 LB [10.2 KG]
HBLW45144	WP REEL, UL TYPE 4, 45' SOW, 14/4, 15A MAX. 600V	15A 600V	45 FT.	14/4, SOW	4.75"	YELLOW	30.0 LB [13.6 KG]
HBLW35144	WP REEL, UL TYPE 4, 35' SOW, 14/4, 15A MAX. 600V	15A 600V	35 FT.	14/4, SOW	3"	YELLOW	26.5 LB [12.0 KG]
HBLW25144	WP REEL, UL TYPE 4, 25' SOW, 14/4, 15A MAX. 600V	15A 600V	25 FT.	14/4, SOW	3"	YELLOW	24.3 LB [11.0 KG]
HBLW45123	WP REEL, UL TYPE 4, 45' SOW, 12/3, 20A MAX. 600V	20A 600V	45 FT.	12/3, SOW	4.75"	YELLOW	31.3 LB [14.2 KG]
HBLW35123	WP REEL, UL TYPE 4, 35' SOW, 12/3, 20A MAX. 600V	20A 600V	35 FT.	12/3, SOW	4.75"	YELLOW	28.9 LB [13.1 KG]
HBLW25123	WP REEL, UL TYPE 4, 25' SOW, 12/3, 20A MAX. 600V	20A 600V	25 FT.	12/3, SOW	3"	YELLOW	24.9 LB [11.3 KG]
HBLW40124	WP REEL, UL TYPE 4, 40' SOW, 12/4, 20A MAX. 600V	20A 600V	40 FT.	12/4, SOW	4.75"	YELLOW	32.2 LB [14.6 KG]
HBLW35124	WP REEL, UL TYPE 4, 35' SOW, 12/4, 20A MAX. 600V	20A 600V	35 FT.	12/4, SOW	4.75"	YELLOW	30.6 LB [13.9 KG]
HBLW25124	WP REEL, UL TYPE 4, 25' SOW, 12/4, 20A MAX. 600V	20A 600V	25 FT.	12/4, SOW	4.75"	YELLOW	27.6 LB [12.5 KG]
HBLW40103	WP REEL, UL TYPE 4, 40' SOW, 10/3, 30A MAX. 600V	30A 600V	40 FT.	10/3, SOW	4.75"	YELLOW	33.3 LB [15.1 KG]
HBLW35103	WP REEL, UL TYPE 4, 35' SOW, 10/3, 30A MAX. 600V	30A 600V	35 FT.	10/3, SOW	4.75"	YELLOW	31.7 LB [14.4 KG]
HBLW25103	WP REEL, UL TYPE 4, 25' SOW, 10/3, 30A MAX. 600V	30A 600V	25 FT.	10/3, SOW	4.75"	YELLOW	28.4 LB [12.9 KG]
HBLW35104	WP REEL, UL TYPE 4, 35' SOW, 10/4, 30A MAX. 600V	30A 600V	35 FT.	10/4, SOW	4.75"	YELLOW	34.2 LB [15.5 KG]
HBLW25104	WP REEL, UL TYPE 4, 25' SOW, 10/4, 30A MAX. 600V	30A 600V	25 FT.	10/4, SOW	4.75"	YELLOW	30.2 LB [13.7 KG]
HBLW45163W	WP REEL, UL TYPE 4, 45' SOW, 16/3, WHITE, 10A MAX. 600V	10A 600V	45 FT.	16/3, SOW	3"	WHITE	23.6 LB [10.7 KG]
HBLW35163W	WP REEL, UL TYPE 4, 35' SOW, 16/3, WHITE, 10A MAX. 600V	10A 600V	35 FT.	16/3, SOW	3"	WHITE	22.5 LB [10.2 KG]
HBLW25163W	WP REEL, UL TYPE 4, 25' SOW, 16/3, WHITE, 10A MAX. 600V	10A 600V	25 FT.	16/3, SOW	3"	WHITE	21.4 LB [9.7 KG]
HBLW45164W	WP REEL, UL TYPE 4, 45' SOW, 16/4, WHITE, 10A MAX. 600V	10A 600V	45 FT.	16/4, SOW	4.75"	WHITE	25.6 LB [11.6 KG]
HBLW35164W	WP REEL, UL TYPE 4, 35' SOW, 16/4, WHITE, 10A MAX. 600V	10A 600V	35 FT.	16/4, SOW	3"	WHITE	23.1 LB [10.5 KG]
HBLW25164W	WP REEL, UL TYPE 4, 25' SOW, 16/4, WHITE, 10A MAX. 600V	10A 600V	25 FT.	16/4, SOW	3"	WHITE	21.8 LB [9.9 KG]
HBLW45143W	WP REEL, UL TYPE 4, 45' SOW, 14/3, WHITE, 15A MAX. 600V	15A 600V	45 FT.	14/3, SOW	4.75"	WHITE	28.2 LB [12.8 KG]
HBLW35143W	WP REEL, UL TYPE 4, 35' SOW, 14/3, WHITE, 15A MAX. 600V	15A 600V	35 FT.	14/3, SOW	3"	WHITE	25.1 LB [11.4 KG]
HBLW25143W	WP REEL, UL TYPE 4, 25' SOW, 14/3, WHITE, 15A MAX. 600V	15A 600V	25 FT.	14/3, SOW	3"	WHITE	22.5 LB [10.2 KG]
HBLW45144W	WP REEL, UL TYPE 4, 45' SOW, 14/4, WHITE, 15A MAX. 600V	15A 600V	45 FT.	14/4, SOW	4.75"	WHITE	30.0 LB [13.6 KG]
HBLW35144W	WP REEL, UL TYPE 4, 35' SOW, 14/4, WHITE, 15A MAX. 600V	15A 600V	35 FT.	14/4, SOW	3"	WHITE	26.5 LB [12.0 KG]
HBLW25144W	WP REEL, UL TYPE 4, 25' SOW, 14/4, WHITE, 15A MAX. 600V	15A 600V	25 FT.	14/4, SOW	3"	WHITE	24.3 LB [11.0 KG]
HBLW45123W	WP REEL, UL TYPE 4, 45' SOW, 12/3, WHITE, 20A MAX. 600V	20A 600V	45 FT.	12/3, SOW	4.75"	WHITE	31.3 LB [14.2 KG]
HBLW35123W	WP REEL, UL TYPE 4, 35' SOW, 12/3, WHITE, 20A MAX. 600V	20A 600V	35 FT.	12/3, SOW	4.75"	WHITE	28.9 LB [13.1 KG]
HBLW25123W	WP REEL, UL TYPE 4, 25' SOW, 12/3, WHITE, 20A MAX. 600V	20A 600V	25 FT.	12/3, SOW	3"	WHITE	24.9 LB [11.3 KG]
HBLW40124W	WP REEL, UL TYPE 4, 40' SOW, 12/4, WHITE, 20A MAX. 600V	20A 600V	40 FT.	12/4, SOW	4.75"	WHITE	32.2 LB [14.6 KG]
HBLW35124W	WP REEL, UL TYPE 4, 35' SOW, 12/4, WHITE, 20A MAX. 600V	20A 600V	35 FT.	12/4, SOW	4.75"	WHITE	30.6 LB [13.9 KG]
HBLW25124W	WP REEL, UL TYPE 4, 25' SOW, 12/4, WHITE, 20A MAX. 600V	20A 600V	25 FT.	12/4, SOW	4.75"	WHITE	27.6 LB [12.5 KG]
HBLW40103W	WP REEL, UL TYPE 4, 40' SOW, 10/3, WHITE, 30A MAX. 600V	30A 600V	40 FT.	10/3, SOW	4.75"	WHITE	33.3 LB [15.1 KG]
HBLW35103W	WP REEL, UL TYPE 4, 35' SOW, 10/3, WHITE, 30A MAX. 600V	30A 600V	35 FT.	10/3, SOW	4.75"	WHITE	31.7 LB [14.4 KG]
HBLW25103W	WP REEL, UL TYPE 4, 25' SOW, 10/3, WHITE, 30A MAX. 600V	30A 600V	25 FT.	10/3, SOW	4.75"	WHITE	28.4 LB [12.9 KG]
HBLW35104W	WP REEL, UL TYPE 4, 35' SOW, 10/4, WHITE, 30A MAX. 600V	30A 600V	35 FT.	10/4, SOW	4.75"	WHITE	34.2 LB [15.5 KG]
HBLW25104W	WP REEL, UL TYPE 4, 25' SOW, 10/4, WHITE, 30A MAX. 600V	30A 600V	25 FT.	10/4, SOW	4.75"	WHITE	30.2 LB [13.7 KG]



3.0" REEL



4.75" REEL IS THE SAME AS 3" REEL EXCEPT THE WIDTH AS SHOWN, SEE 3" REEL FOR OTHER DETAIL.

4.75" REEL

CAGE CODE 74545

1	NEW RELEASE PER DCN #24214. D.LI		8/7/2018
REV	DESCRIPTION	APP	DATE

THE DESIGN AND DIMENSIONS OF THE PRODUCT SHOWN ON THIS DRAWING ARE SUBJECT TO CHANGE WITHOUT NOTICE. DIMENSIONS ARE IN INCHES [mm].

TITLE
REEL WITH OPEN CORD END, UL TYPE 4



WIRING DEVICE-KELLEMS
HUBBELL INCORPORATED
SHELTON, CT

TOLERANCES UNLESS OTHERWISE SPECIFIED .XX = ±.01 .XXX = ±.005 ANGLE TOL. ±2°	DR. BY VD	SCALE 1:8
	CHK. BY MA	DATE 02/02/2018

DIMENSION SHEET FOR CAT. NO. SEE TABLE

B

M-13977

1