

M-13855

1

DIMENSION SHEET FOR CAT. NO. HBLDS6RCPJ, HBLDS10RCPJ

LIST OF PARTS

DESCRIPTION	MATERIAL	FINISH
ALL EXTERNAL	UV STABILIZED	
PLASTIC PARTS	POLYESTER	
	POLYCARBONATE BLEND	
ALL EXTERNAL SCREWS AND HARDWARE	STAINLESS STEEL	
LED PCBD		
LENS	PC	
JOG SW.		
GROUND BUSS	FOR LED PCBD	

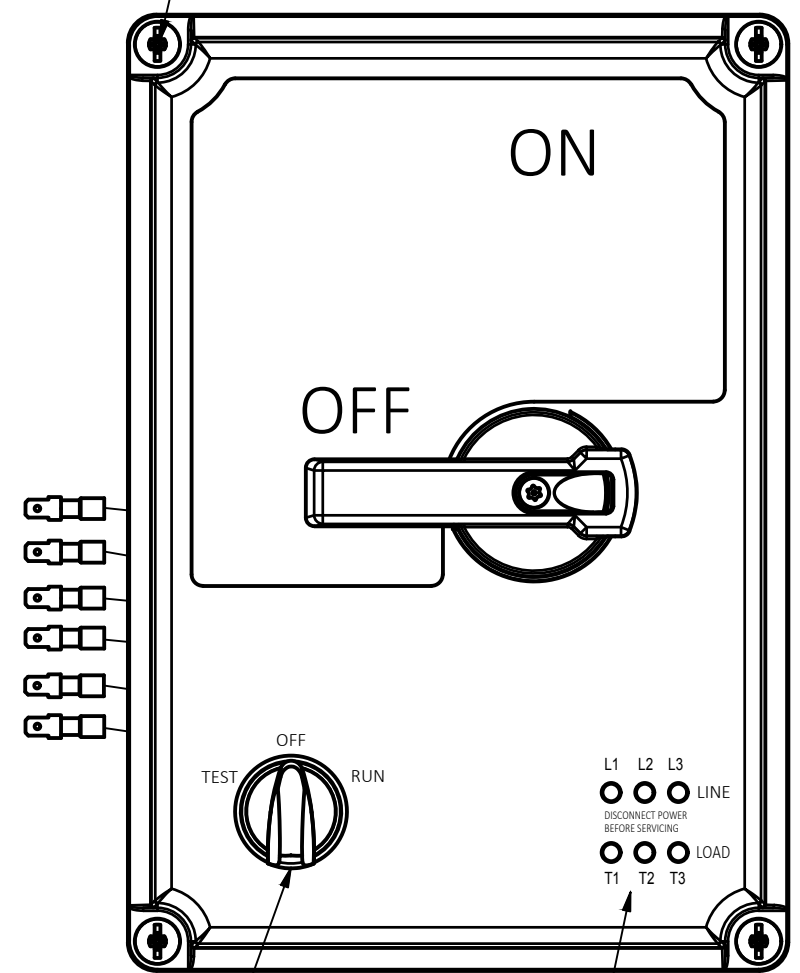
B

M-13855

1


REPLACEMENT COVER WITH LED INDICATORS/JOG SW.
 USE ONLY REPLACEMENT COVERS HBLDS6RCPJ, HBLDS10RCPJ WITH HUBBELL INC. CAT NO. HBLDS6, HBLDS10 SERIES ENCLOSURES
 NSF CERTIFIED AND IP69K RATING

CAPTIVIATED COVER SCREWS COMBINATION SLOTTED/PHILLIPS DRIVE#2



JOG SWITCH LED INDICATORS

LOCKABLE SWITCH HANDLE



GROUND BUSS PROVIDED (FOR GREEN GROUND WIRE ON LED PCBD)

NOTES: UNLESS OTHERWISE SPECIFIED:

1. DIMENSIONS SHOWN ARE IN INCHES [mm].
2. ENCLOSURES TYPE 4X, 12.
3. cULus Listed.
4. FOR INSTALLATION OF REPLACEMENT COVER REFER TO PD2786 INSTALLATION INSTRUCTION.

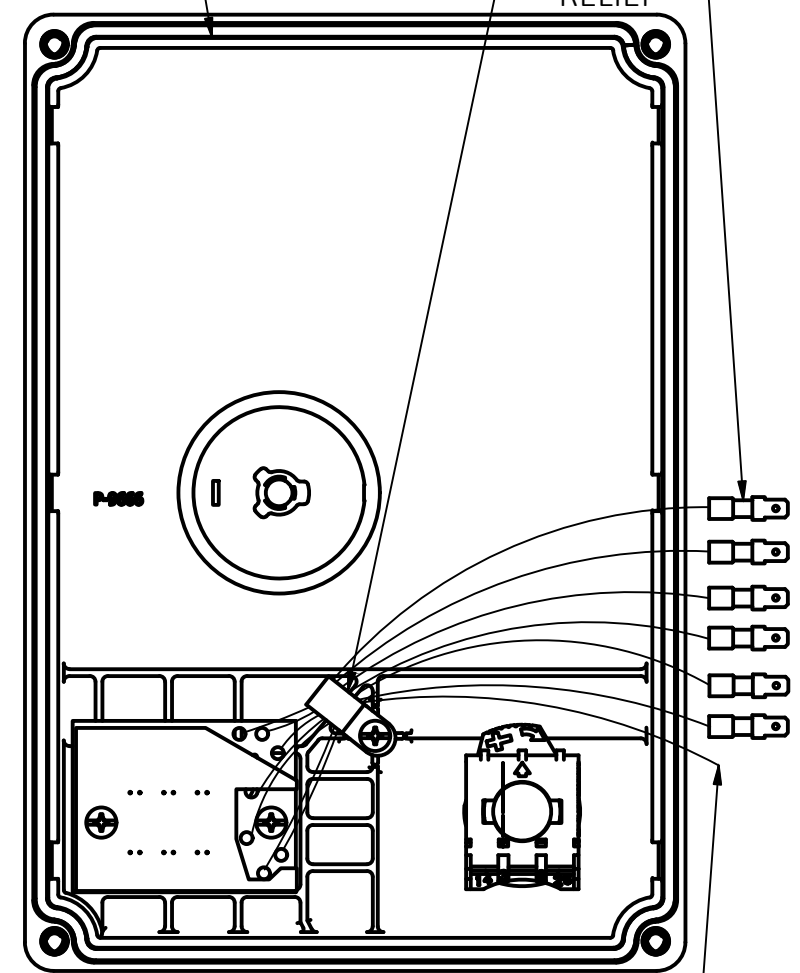
1.12 ± .05 [28.4 ± 1.3]

1.08 ± .05 [27.5 ± 1.3]

GASKET

6X WIRE TERMINALS WITH 20AWG WIRE

STRAIN RELIEF



CATALOG NO. HBLDS6PJ, HBLDS10PJ
 60 AMP, 100 AMP 600VAC RATINGS

HP	VOLTAGE
1 HP	120VAC 1Ø
3 HP	200-240VAC 1Ø
5 HP	480VAC 1Ø
7.5 HP	200-240VAC 3Ø
15 HP	480VAC 3Ø
15 HP	600VAC 3Ø

1	NEW RELEASE PER DCN 24232		8/08/18
REV	DESCRIPTION	APP	DATE

THE DESIGN AND DIMENSIONS OF THE PRODUCT SHOWN ON THIS DRAWING ARE SUBJECT TO CHANGE WITHOUT NOTICE. DIMENSIONS ARE IN INCHES [mm].

TITLE
 CIRCUIT LOCK™ DISCONNECT SWITCH REPLACEMENT COVER LED INDICATORS



WIRING DEVICE-KELLEMS HUBBELL INCORPORATED SHELTON, CT

TOLERANCES UNLESS OTHERWISE SPECIFIED .XX = ± .01 .XXX = ± .005 ANGLE TOL. ±2	DR. BY CAC	SCALE 1 / 2
	CHK. BY	DATE 2-19-18