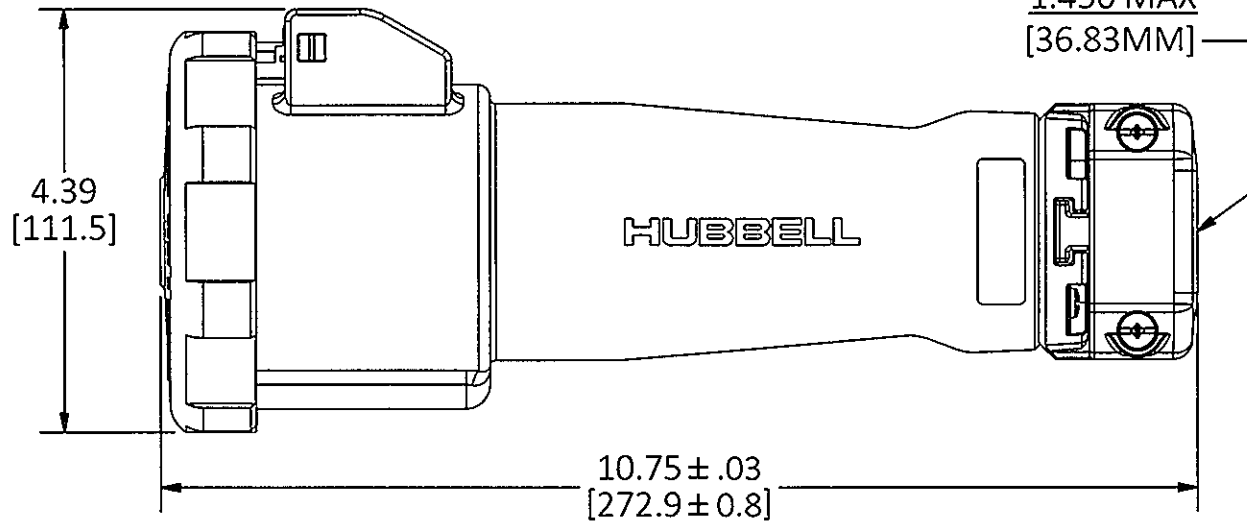
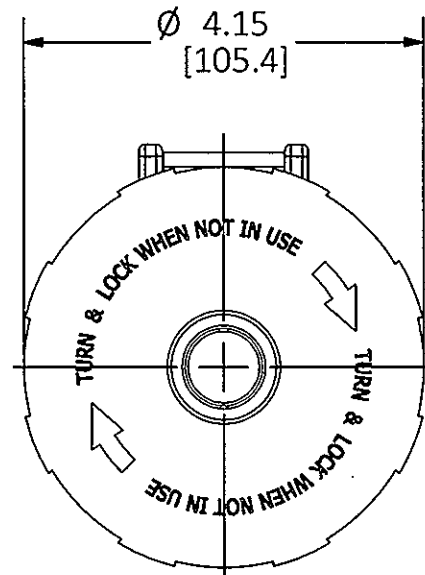
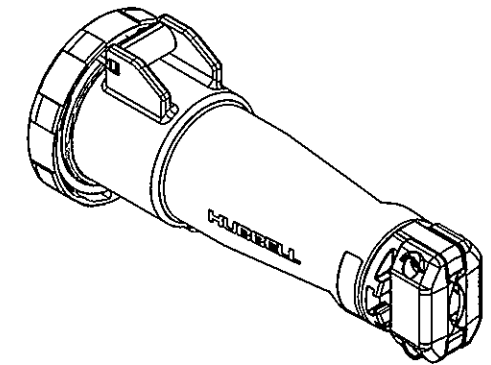


M-13309

1



CABLE DIA:
.500 MIN
[12.70MM]
1.450 MAX
[36.83MM]



CAT. NO.	CONFIG.	RATING	HOUSING COLOR	PILOT
HBL560C5W		60A 347/600VAC 3Ø	BLACK	NO
HBL560C5WP		60A 347/600VAC 3Ø	BLACK	YES
HBL560C6W		60A 200/346-240/415VAC 3Ø 63A - 6h/200/346-240/415V~	RED	NO
HBL560C6WP		60A 200/346-240/415VAC 3Ø 63A - 6h/200/346-240/415V~	RED	YES
HBL560C6V02		60A 200/346-240/415VAC 3Ø 63A - 6h/200/346-240/415V~	RED	NO
HBL560C7W		60A 277/480VAC 3Ø	RED	NO
HBL560C7WP		60A 277/480VAC 3Ø	RED	YES
HBL560C9W		60A 120/208VAC 3Ø 63A - 9h/120/208-144/250V~	BLUE	NO
HBL560C9WP		60A 120/208VAC 3Ø 63A - 9h/120/208-144/250V~	BLUE	YES

LIST OF PARTS		
DESCRIPTION	MATERIAL	FINISH
HOUSING	PBT	
INTERIOR	THERMOSET	
SLEEVES	BRASS	
SLEEVE SPRINGS	BERR COPPER	SILVER
TERMINAL SCR.	ST. STEEL	
COVER	PBT	
GASKET	CLOSED CELL FOAM	
HINGE ARM	PBT	
HINGE PIN	BRASS	NICKEL
HINGE SPRING	ST. STEEL	
GLAND CAP	PBT	
GLANDS	NEOPRENE	
CLAMPS	PBT	
CLAMP NUTS	BRASS	NICKEL
ASSY. SCREWS	ST. STEEL	

REV	DESCRIPTION	APP	DATE
1	INITIAL RELEASE PER DCN 21982 Mr. B. B.	TLS	3/10/16

THE DESIGN AND DIMENSIONS OF THE PRODUCT SHOWN ON THIS DRAWING ARE SUBJECT TO CHANGE WITHOUT NOTICE. DIMENSIONS ARE IN INCHES [mm].

TITLE
60A & 63A 4 POLE 5 WIRE PIN AND SLEEVE CONNECTOR



WIRING DEVICE-KELLEMS
HUBBELL INCORPORATED
SHELTON, CT

TOLERANCES UNLESS OTHERWISE SPECIFIED .XX = ± .01 .XXX = ± .005 ANGLE TOL. #2	DR. BY Mr. B	SCALE 1:2
	CHK. BY TLS	DATE 3/2/16

DIMENSION SHEET FOR CAT. NO. SEE TABLE

B

M-13309

1