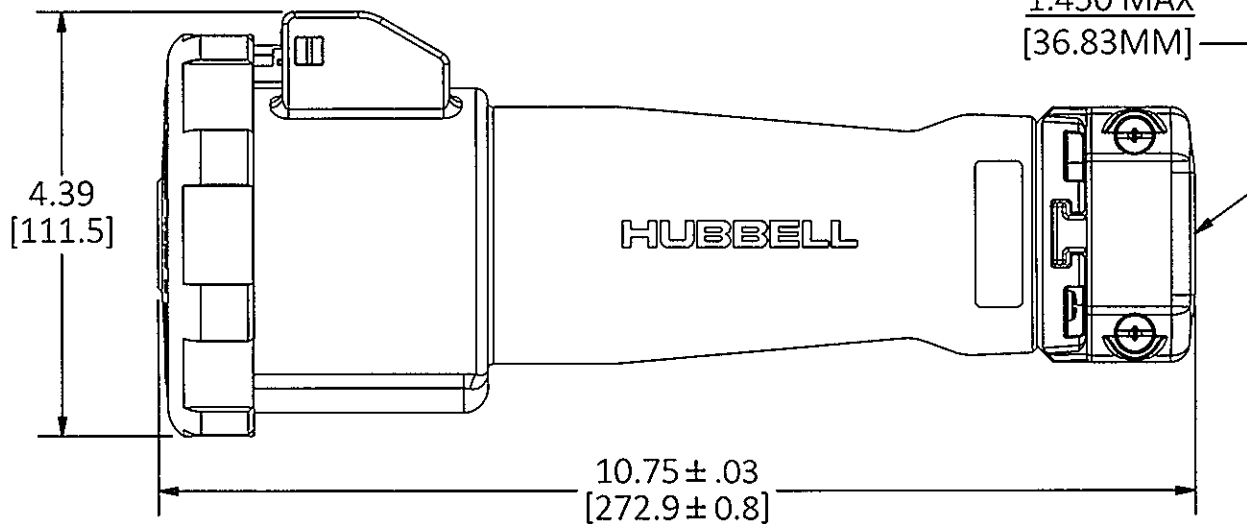
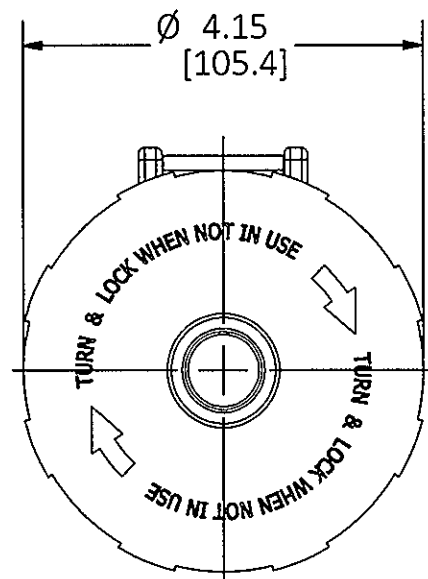


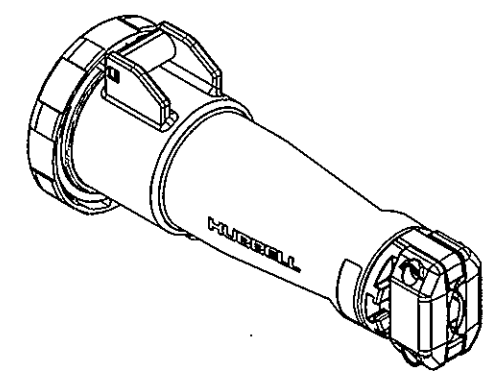
M-13308

1



CABLE DIA:
.500 MIN
[12.70MM]
1.450 MAX
[36.83MM]

LIST OF PARTS		
DESCRIPTION	MATERIAL	FINISH
HOUSING	NYLON	
INTERIOR	THERMOSET	
SLEEVES	BRASS	
INSERT SPRING	BERR COPPER	SILVER
TERMINAL SCR.	ST. STEEL	
COVER	XXXXXXXX	
COVER SPRING	ST. STEEL	
GASKET	NEOPRENE	
ARM	XXXXXXXX	
HINGE PIN	ST. STEEL	
HINGE SPRING	ST. STEEL	
GLAND CAP	XXXXXXXX	
GLANDS	RUBBER	
CLAMPS	XXXXXXXX	
CLAMP NUTS	BRASS	
ASSY. SCREWS	ST. STEEL	



CAT. NO.	CONFIG.	RATING	HOUSING COLOR	PILOT
HBL460C5W		60A 600VAC 3Ø	BLACK	NO
HBL460C5WP		60A 600VAC 3Ø	BLACK	YES
HBL460C6W		60A 380-415VAC 3Ø 63A - 6h/380-415V~	RED	NO
HBL460C6WP		60A 380-415VAC 3Ø 63A - 6h/380-415V~	RED	YES
HBL460C6V02		60A 380-415VAC 3Ø 63A - 6h/380-415V~	RED	NO
HBL460C7W		60A 480VAC 3Ø	RED	NO
HBL460C7WP		60A 480VAC 3Ø	RED	YES
HBL460C9W		60A 250VAC 3Ø 63A - 9h/200-250V~	BLUE	NO
HBL460C9WP		60A 250VAC 3Ø 63A - 9h/200-250V~	BLUE	YES
HBL460C9V05		60A 250VAC 3Ø 63A - 9h/200-250V~	BLUE	NO
HBL460C12W		60A 125/250VAC	ORANGE	NO
HBL460C12WP		60A 125/250VAC	ORANGE	YES

1	RELEASED FOR PRODUCTION PER DCN 21982 Mr.B 3/10/16	Mr.B	TLS	3/10/16
REV	DESCRIPTION	APP	DATE	

THE DESIGN AND DIMENSIONS OF THE PRODUCT SHOWN ON THIS DRAWING ARE SUBJECT TO CHANGE WITHOUT NOTICE. DIMENSIONS ARE IN INCHES [mm].

TITLE
60A & 63A 3 POLE 4 WIRE PIN AND SLEEVE CONNECTOR



WIRING DEVICE-KELLEMS
HUBBELL INCORPORATED
SHELTON, CT

TOLERANCES UNLESS OTHERWISE SPECIFIED .XX = ± .01 .XXX = ± .005 ANGLE TOL. ±2	DR. BY Mr.B	SCALE 1:2
	CHK. BY TLS	DATE 3/2/16

DIMENSION SHEET FOR CAT. NO.

B

M-13308

1