


Construction Series  
Receptacles and Switches

  
**HUBBELL**



**ISO**  
**9002**  
CERTIFIED

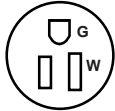



Wiring Device-Kellems

# Construction Series - CR5262



Features	Benefits
<ul style="list-style-type: none"> <li>Nylon finder groove face</li> <li>Reinforced thermoplastic base</li> <li>Combination Phillips/slotted screws</li> <li>Pretensioned ground contacts</li> <li>Large oxide-cutting terminal screws</li> <li>High grade, brass alloy triple wipe power contacts</li> </ul>	<ul style="list-style-type: none"> <li>Provides high-impact resistance. Finder grooves "guide" plug blades into receptacle.</li> <li>Superior thermal, electrical, and mechanical properties. Resists heat build-up.</li> <li>Quick and easy installation.</li> <li>Provides positive ground continuity.</li> <li>Ensures reliable low resistance connections.</li> <li>Superior plug blade retention.</li> </ul>

15 Amp, 125V	Catalog No.	Color	20 Amp, 125V	Catalog No.	Color
 NEMA 5-15R	<b>CR5262</b>	Brown	 NEMA 5-20R	<b>CR5362</b>	Brown
	<b>CR5262I</b>	Ivory		<b>CR5362I</b>	Ivory
	<b>CR5262GY</b>	Gray		<b>CR5362GY</b>	Gray
	<b>CR5262W</b>	White		<b>CR5362W</b>	White
	<b>CR5262BK</b>	Black		<b>CR5362BK</b>	Black
Isolated Ground	<b>CR5252IG</b>	Orange	Isolated Ground	<b>CR5352IG</b>	Orange

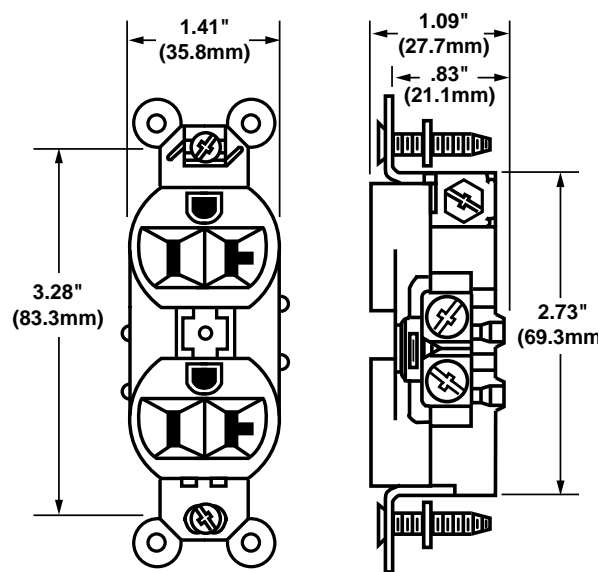
## Performance Data

Electrical	
Dielectric Voltage	Withstands 2000V minimum.
Max. Working Voltage	250V.
Current Interrupting	Certified for current interrupting at full rated current.
Temperature Rise	Max. 30°C temperature rise at full rated current after 50 cycles of overload at 150% of rated current with direct current.

Mechanical	
Terminal Identification	Terminals identified in accordance with UL498 (brass, white, green).
Terminal Accommodation	#14-10 AWG copper conductor only. Back and side wired.
Product Identification	Ratings are a permanent part of the device.

Environmental	
Flammability	UL94V-2.
Operating Temperatures	Maximum continuous 60°C, minimum -40°C (w/o impact).

## Dimensions



**CR5362**

## Section 16 Specification Data

Typical Specification	Part	Materials
Manufacturer's Identification	Catalog No. CR5262	
Description	Duplex receptacle	
Type	2 Pole, 3 Wire, grounding	
Rating	15A, 125V	
Certification	UL Listed, CSA Certified where applicable, Fed Spec WC596G	
	Top (face)	Nylon
	Base	RTP*
	Triple Wipe Power Contacts	Brass alloy
	Wire Clamping Plate	.062" steel - nickel plated
	Mounting Strap	Pre-plated steel
	Terminal Screws†	Brass #8-32
	Hex HD Grounding Screw†	Brass (green)
	Center Assembly Staple	Pre-plated steel
	Ground Staple	Stainless steel
	Mounting Screws	Zinc plated steel

\* Reinforced Thermoplastic Polyester  
 † Phillips/Slotted





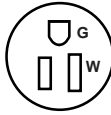
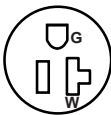
# Construction Series - CR5252

## Features

- Smooth nylon face
- Nylon base
- Combination Phillips/slotted screws
- Pretensioned ground contacts
- Large oxide-cutting terminal screws
- High grade, brass alloy triple wipe power contacts

## Benefits

- Provides high-impact resistance and a contemporary look.
- Highly impact and abuse resistant.
- Quick and easy installation.
- Provides positive ground continuity.
- Ensures reliable low resistance connections.
- Superior plug blade retention.

15 Amp, 125V	Catalog No.	Color	20 Amp, 125V	Catalog No.	Color
 NEMA 5-15R	<b>CR5252</b>	Brown	 NEMA 5-20R	<b>CR5352</b>	Brown
	<b>CR5252I</b>	Ivory		<b>CR5352I</b>	Ivory
	<b>CR5252GY</b>	Gray		<b>CR5352GY</b>	Gray
	<b>CR5252W</b>	White		<b>CR5352W</b>	White
	<b>CR5252BK</b>	Black		<b>CR5352BK</b>	Black

## Performance Data

### Electrical

Dielectric Voltage	Withstands 2000V minimum.
Max. Working Voltage	250V.
Current Interrupting	Certified for current interrupting at full rated current.
Temperature Rise	Max. 30°C temperature rise at full rated current after 50 cycles of overload at 150% of rated current with direct current.

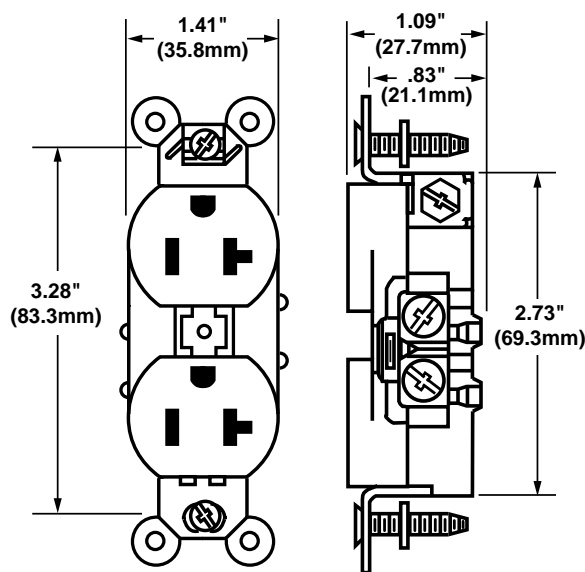
### Mechanical

Terminal Identification	Terminals identified in accordance with UL498 (brass, white, green).
Terminal Accommodation	#14-10 AWG copper conductor only. Back and side wired.
Product Identification	Rating area permanent part of the device.

### Environmental

Flammability	UL94V-2.
Operating Temperatures	Maximum continuous 60°C, minimum -40°C (w/o impact).

## Dimensions



**CR5352**

## Section 16 Specification Data

### Typical Specifications

Manufacturer's Identification	Catalog No. CR5252
Description	Duplex receptacle
Type	2 Pole, 3 Wire, grounding
Rating	15A, 125V
Certification	UL Listed, CSA Certified where applicable, Fed Spec WC596G

### Part

Top (face)
Base
Triple Wipe Power Contacts
Wire Clamping Plate
Mounting Strap
Terminal Screws†
Hex HD Grounding Screw†
Center Assembly Staple
Ground Staple
Mounting Screws

### Materials

Nylon
Nylon
Brass alloy
.062" Steel - nickel plated
Pre-plated steel
Brass #8-32
Brass (green)
Pre-plated steel
Stainless steel
Zinc plated steel

† Phillips/Slotted



Wiring Device-Kellems

# Construction Series - A.C. Toggle Switches



## Features

- Nylon toggle
- Integral ground terminal
- Silver cadmium oxide contacts
- Combination Phillips/slotted screws
- One piece rivetless spring contact arm and terminal plate
- User ready terminations for single, double pole and 3-way types
- Ground terminal anchor hole

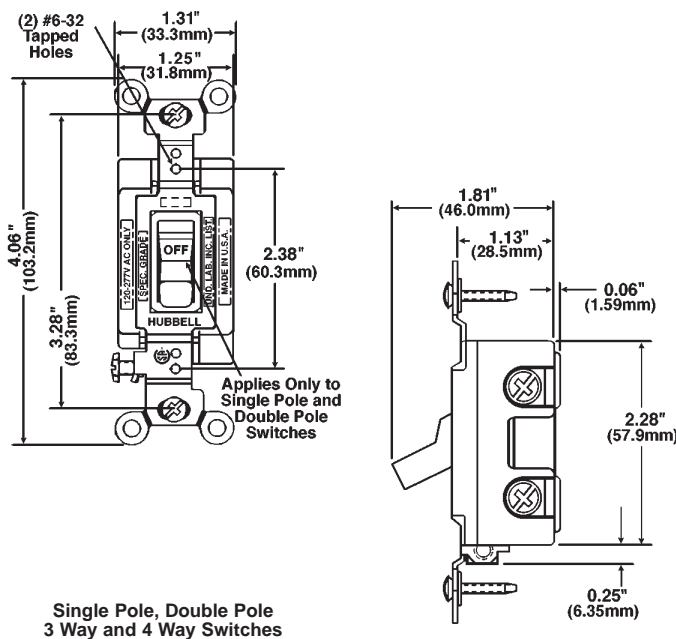
## Benefits

- Resists abuse and chemical attack.
- Allows compliance to NEC® Article 380-12.
- Reduces contact erosion and prevents welding, providing long life.
- Quick and easy installation.
- Assures proper contact alignment, reducing heat rise.
- Provides wiring ease and labor savings.
- Forms conductor around terminal screw and provides wiring ease and labor savings.

### 15 and 20 Ampere 120-277V A.C. Back and Side Wired Catalog Numbers

Single Pole	15 Ampere	20 Ampere
Brown	CS1201	CS1221
Ivory	CS1201I	CS1221I
Gray	CS1201GY	CS1221GY
White	CS1201W	CS1221W
<b>Double Pole</b>		
Brown	*	CS1222
Ivory	*	CS1222I
Gray	*	CS1222GY
White	*	CS1222W
<b>Three Way</b>		
Brown	CS1203	CS1223
Ivory	CS1203I	CS1223I
Gray	CS1203GY	CS1223GY
White	CS1203W	CS1223W
<b>Four Way</b>		
Brown	*	CS1224
Ivory	*	CS1224I
Gray	*	CS1224GY
White	*	CS1224W

\*Utilize 20A Version



### Section 16 Specification Data

Materials	
Component	Materials
Base	Urea, black
Top	Nylon, 15A blue, 20A red (Color coded by amperage)
Toggle	Nylon
Terminals	Brass
Terminal Screws	Brass
Mounting Bridge	Steel, (yellow chromate)
Contacts	Silver cadmium oxide
Moveable Contact Arm	Brass
Rocker	Neoprene
Ground Terminal	Steel, (yellow chromate)
Hex HD Ground Screw	Brass, (green)

### Performance Data

Electrical	
Dielectric Voltage Withstand	1500V minimum
Max. Working Voltage	277V A.C.
Overload	Minimum 4.8 Times Rated Current for 100 Cycles
Temperature Rise	30° C Maximum at Rated Current
Max. Continuous Current	15A, 20A
Endurance	Back and Side Wired Switches 1P, 2P, 3 Way & 4 Way 50,000 Cycles min., Tungsten Filament Lamp Load (Fed.Spec.)WS896E UL Listed, CSA Certified, where applicable, FED Spec WS896E

### Mechanical

Terminal Accommodations	#14-10AWG copper conductor only
-------------------------	---------------------------------

### Environmental

Flammability	UL 94 V2
Operating Temperature	Max Continuous: 115° C Min. Continuous: -40° C w/o Impact



## Wiring Device - Kellems

Hubbell Incorporated (Delaware) • 185 Plains Road • Milford, CT 06460-2420 • (203) 882-4800 • FAX (800) 255-1031  
World Wide Web URL: <http://www.hubbell-wiring.com>

### Worldwide Locations

Hubbell Canada (905) 839-1138, Fax (905) 839-9108  
Hubbell Ltd. England (441) 234-855444, Fax (441) 234-854008  
Hubbell-Taian Co., Ltd., (886) 2 515-0855, Fax (886) 2 515-0899  
Hubbell Int'l. Inc., Korea Branch (82) 2 607-1362, Fax (82) 2 603-7386  
Hubbell de Mexico, S.A. de C.V. (52) 5 575-2022, Fax (52) 5 559-8626

Caribe Sales Agencia, Puerto Rico (809) 720-7185, Fax (809) 789-2796  
Hubbell S.E. Asia Pte., Ltd., 65-4544772, Fax 65-4544775  
Hubbell Inc. Middle East (971) 4 369-763, Fax (971) 4 360-541  
Hubbell Turkey (011)-90-216-3497047, Fax (011)-90-216-349-6737