



Boss Washer Seal

Features:

- recommended for steam service up to **450°F**
- easy to seal
- Klingersil® C-4401 washer is inserted between the stem and spud
- leakproof seal forms by rotating the wing nut and hammering it tight
- works with existing fittings
- *plated steel and / or iron*
- use with Boss clamps found on pages 111 and 112



complete female



stem



wing nut




knurled nut


Hose Shank x NPT	Part #	Price/E	Part #	Price/E	Opt Qty	Part #	Price/E	Opt Qty	Part #	Price/E	Opt Qty
3/8"	WF3	\$32.80	SS337	\$7.45	100	CB	\$11.80	100	---	---	---
1/2"	WF6	32.35	B1	11.75	100	B2	7.60	100	---	---	---
1/2" x 3/4"	WF26-1	43.15	B6-1	19.15	50	B12	10.00	25	---	---	---
3/4"	WF26	38.60	B6	14.60	50	B12	10.00	25	KB12	\$15.45	25
1"	WF36	39.55	B11	15.75	50	B12	10.00	25	KB12	15.45	25
1-1/4"	WF51	84.80	B16	30.55	25	B17	18.45	25	---	---	---
1-1/2"	WF61	74.60	B21	24.40	25	B17	18.45	25	---	---	---
2"	WF81 ¹	93.05	B26 ¹	27.20	10	B27	29.45	10	---	---	---
2-1/2"	WF96	219.85	B31	67.90	5	B32	68.80	5	---	---	---
3"	WF111	230.40	B36	80.40	5	B37	59.30	5	---	---	---



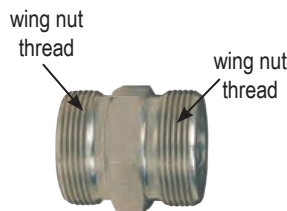
¹ not to be used with #250, #275 or #306 Boss clamps



female spud



male spud



double spud



washer ¹

Thread	Part #	Price/E	Opt Qty	Part #	Price/E	Part #	Price/E	Part #	Price/E
3/8"	CC	\$12.85	100	WMC	\$15.20	---	---	WBC	\$0.70
1/2"	B3	12.20	100	WM3	26.55	DB3	\$23.60	W2	0.80
3/4"	B8	13.05	25	WM8	19.45	DB13	27.90	W12	0.95
1"	B13	12.85	50	WM13	23.20	DB13	27.90	W12	0.95
1-1/4"	B18	34.50	25	WM18	45.30	DB23	42.30	W17	1.30
1-1/2"	B23	30.45	25	WM23	53.85	DB23	42.30	W17	1.30
2"	B28	34.95	10	WM28	60.00	DB28	56.90	W27	1.45
2-1/2"	B33	81.50	5	---	---	---	---	W32	1.65
3"	B38	88.10	5	WM38	130.00	DB38	115.65	W37	2.60

¹ washer is nitrile rubber bonded, non-asbestos Klingersil® C-4401