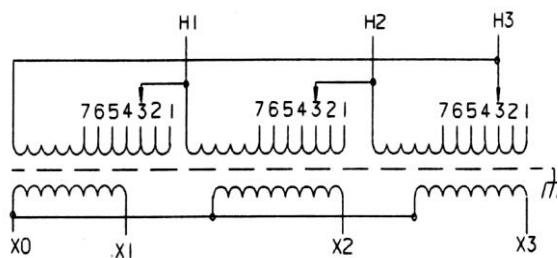
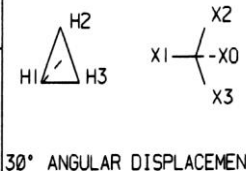


Diagram 1

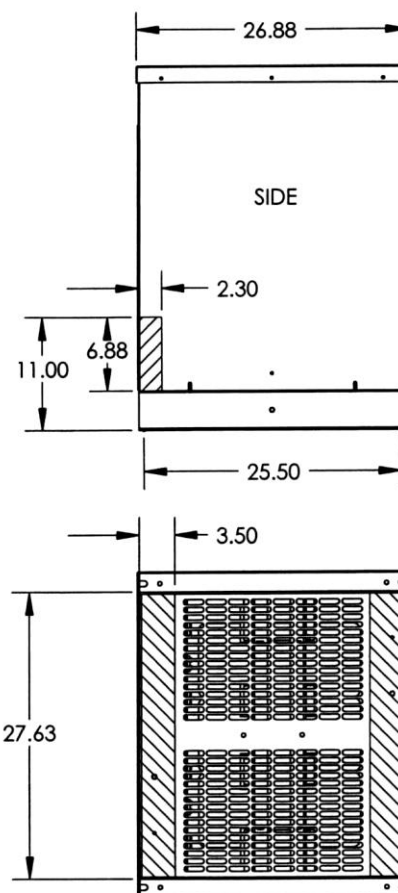
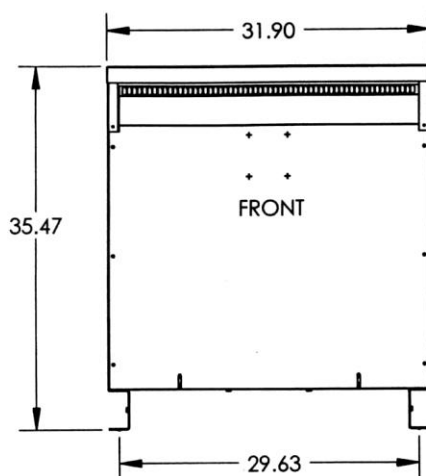


PRIMARY VOLTS	%	CONNECT LEADS TO TAP NO.
504	105	1
492	102.5	2
480	100	3
468	97.5	4
456	95	5
444	92.5	6
432	90	7



PRIMARY LINES TO H1-H2-H3

SECONDARY LINES TO X0-X1-X2-X3



Revisions



Type No.

DRAWN:

DATE: June 29, 2011

CASE 3

KVA	CATALOG NUMBER	VOLTAGE		WIRING DIAGRAM	WEIGHT	PHASE	FREQ.
		HIGH	LOW				
75	TPC3-53314-1S	480Δ	208Y/120	1	585 Lbs	3φ	60 Hz

Winding Rise:	115°C
Insulation:	220°C
Sound Level:	50db

TYPICAL PERFORMANCE DATA

Regulation @ 100% PF:	2.32%
Standards:	C3

Windings:	CU
Impedance:	5.75%

Typical Efficiency:	98.71%
No Load Losses:	174 W
Full Load Losses:	1,849 W

Control
7

A