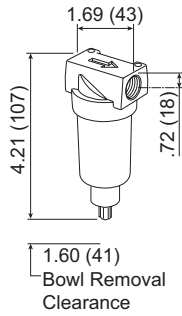


Wilkerson Miniature Filters



transparent bowl

**Features:**

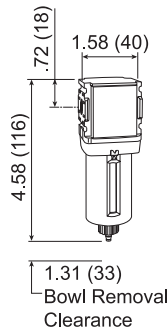
- excellent water removal efficiency
- 5 micron element
- .5 oz. bowl
- maximum operating conditions:
 - transparent bowl: **150 PSIG** (10 bar) and **32°F to 125°F** (0°C to 52°C)
 - metal bowl: **250 PSIG** (17 bar) and **32°F to 175°F** (0°C to 80°C)

F

Size	Flow (SCFM)	With Transparent Bowl				With Metal Bowl			
		Automatic Drain		Manual Drain		Automatic Drain		Manual Drain	
		Part #	Price/E	Part #	Price/E	Part #	Price/E	Part #	Price/E
1/8"	22	F03-01A	\$57.80	F03-01M	\$48.50	F03-01AMB	\$65.50	F03-01MMB	\$56.10
1/4"	24	F03-02A	57.80	F03-02M	48.50	F03-02AMB	65.50	F03-02MMB	56.10



metal bowl

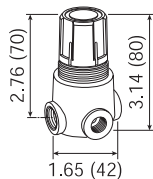
**Features:**

- 5 micron element
- .4 oz. bowl
- maximum operating conditions:
 - transparent bowl: **150 PSIG** (10 bar) and **32°F to 125°F** (0°C to 52°C)
 - metal bowl: **250 PSIG** (17 bar) and **32°F to 150°F** (0°C to 65.5°C)

Size	Flow (SCFM)	With Transparent Bowl and Guard				With Metal Bowl			
		Automatic Drain		Manual Drain		Automatic Drain		Manual Drain	
		Part #	Price/E	Part #	Price/E	Part #	Price/E	Part #	Price/E
1/8"	25	F08-01A	\$60.30	F08-01M	\$51.15	F08-01AMB	\$66.30	F08-01MMB	\$58.80
1/4"	50	F08-02A	60.30	F08-02M	51.15	F08-02AMB	66.30	F08-02MMB	58.80

See pages 226-229 for filter accessories.

Wilkerson Miniature Regulators

**Features:**

- 2-125 PSI adjusting range
- balanced valve design
- self-relieving standard
- non-rising push/pull locking adjustment knob
- two 1/8" NPT gauge ports standard on models without gauge, one 1/8" NPT gauge port standard on models with gauge - can be used for additional outlet ports.
- models supplied without gauge use a GC620 gauge.
- panel mount nuts sold separately
- maximum operating conditions:
 - 300 PSIG** (20.17 bar) and **32°F to 125°F** (0°C to 52°C)

Size	Flow (SCFM)	With Gauge		Without Gauge	
		Part #	Price/E	Part #	Price/E
1/8"	13	R03-01RG	\$53.90	R03-01R	\$37.20
1/4"	15	R03-02RG	53.90	R03-02R	37.20

See pages 229-231 for regulator accessories.



FRL's are designed for air service only, unless otherwise indicated.

SCFM ratings at 150 PSIG inlet pressure.