

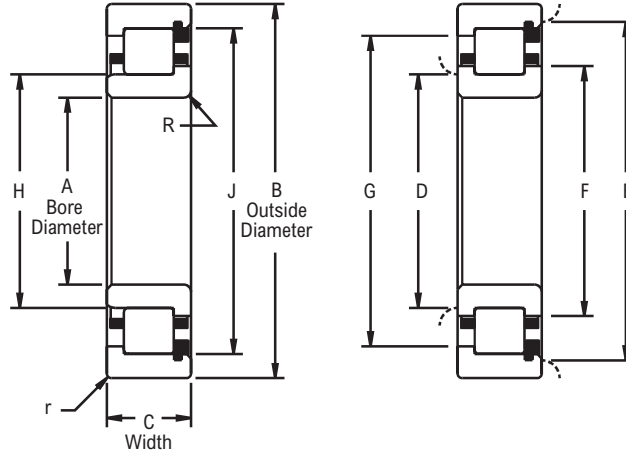
25mm, 30mm, 35mm, 40mm Bores



Photo Shows an Unmounted Cylindrical Roller Bearing Assembly

Product Features

- Fully crowned rollers
- Precision ground ribs
- Contoured roller pockets
- Rollers individually separated
- Optional full complement
- See Features & Benefits for additional info.



Bearing Dimensions

Basic Bearing Number	A Bore Diameter		B Outside Diameter		C Bearing Width		D		E		F	G	H	J	R	r
	mm	in	mm	in	mm	in	Plain	Ribbed	Plain	Ribbed						
1205	25.0000	0.9843	52.0000	2.0472	15.0000	0.5906	30.50	32.00	47.00	44.70	34.32	42.95	32.166	44.854	1.02	1.02
5205					20.6380	0.8125										
1305			17.0000	0.6693	31.50	33.80	55.90	53.30								
7305			21.0000	0.8268												
5305			62.0000	2.4409	25.4000	1.0000										
1206	30.0000	1.1811	62.0000	2.4409	16.0000	0.6299	36.10	37.80	56.40	53.80	40.87	51.48	38.062	54.074	1.02	1.02
5206					23.8120	0.9375										
1306			19.0000	0.7480	37.80	40.60	64.00	60.20								
7306			23.0000	0.9055												
5306			72.0000	2.8346	30.1620	1.1875										
1207	35.0000	1.3780	72.0000	2.8346	17.0000	0.6693	41.60	43.90	65.30	62.20	47.29	59.51	43.970	62.471	1.02	1.02
5207					26.9980	1.0629										
1307			21.0000	0.8268	43.70	46.70	71.40	67.80								
7307			26.0000	1.0236												
5307			80.0000	3.1496	34.9250	1.3750										
1208	40.0000	1.5748	80.0000	3.1496	18.0000	0.7087	47.20	49.80	72.90	69.60	53.44	66.42	49.929	69.619	1.52	1.02
5208					30.1620	1.1875										
1308			23.0000	0.9055	49.00	52.10	81.30	77.50								
7308			30.0000	1.1811												
5308			90.0000	3.5433	36.5120	1.4375										

Additional Notes

- Please call 1-866-REXNORD for availability
- Dimensions "R" & "r", largest fillet radius that will clear bearing corners
- For the Selection Guide, Load Ratings and Speed Limits, see the Link-Belt Cylindrical Roller Bearing Engineering section
- For shaft and housing bearing seat diameters, see Link-Belt Cylindrical Bearing Shaft & Housing Seat Diameters section
- Note: Dimensions subject to change. Certified dimensions of ordered material furnished on request.

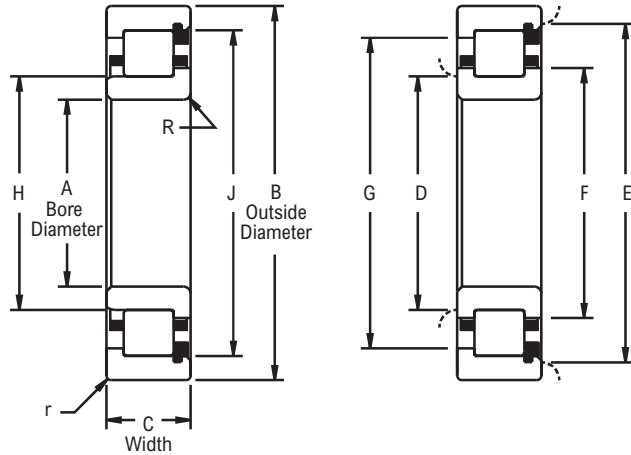
45mm, 50mm, 55mm Bores



Photo Shows an Unmounted Cylindrical Roller Bearing Assembly

Product Features

- Fully crowned rollers
- Precision ground ribs
- Contoured roller pockets
- Rollers individually separated
- Optional full complement
- See Features & Benefits for additional info.



Bearing Dimensions

Basic Bearing Number	A Bore Diameter		B Outside Diameter		C Bearing Width		D		E		F	G	H	J	R	r														
	mm	in	mm	in	mm	in	Plain	Ribbed	Plain	Ribbed																				
	1209	45.0000	1.7717	85.0000	3.3465	19.0000	0.7480	52.80	55.40	78.20							74.90	59.03	71.80	55.519	74.988	1.52	1.02							
5209	30.1620					1.1875																								
1309	25.0000					0.9843																								
7309	31.0000					1.2205																								
5309			100.0000	3.9370	39.6880	1.5625	55.90	59.20	90.40	85.80	64.31	81.48	59.362	86.103	2.03	1.52														
1010	50.0000	1.9685	80.0000	3.1496	16.0000	0.6299	56.10	57.60	74.40	72.10	60.43	69.62	57.882	72.151	1.52	1.02														
1210					20.0000	0.7874																								
5210					30.1620	1.1875																								
1310					27.0000	1.0630																								
7310					33.0000	1.2992																								
5310			110.0000	4.3307	44.4500	1.7500	61.00	65.00	99.10	94.50	70.64	89.36	65.146	94.490	2.03	2.03														
1911	55.0000	2.1654	80.0000	3.1496	13.0000	0.5118	59.90	61.70	75.20	73.20	64.26	70.84	61.722	73.378	1.02	1.02														
1011					90.0000	3.5433											18.0000	0.7087	62.00	64.30	83.60	80.50	67.69	77.34	64.496	80.531	1.52			
1211					21.0000	0.8268											100.0000	3.9370	33.3380	1.3125	64.00	66.80	91.40	87.90	70.74	84.53	66.901	88.019	2.03	1.52
5211					33.3380	1.3125																								
1311					29.0000	1.1417																								
7311					36.0000	1.4173																								
5311					49.2120	1.9375											120.0000	4.7244	36.0000	1.4173	66.50	71.40	108.70	103.40	77.34	98.04	71.432	103.607	2.03	2.03

Additional Notes

- Please call 1-866-REXNORD for availability
- Dimensions "R" & "r", largest fillet radius that will clear bearing corners
- For the Selection Guide, Load Ratings and Speed Limits, see the Link-Belt Cylindrical Roller Bearing Engineering section
- For shaft and housing bearing seat diameters, see Link-Belt Cylindrical Bearing Shaft & Housing Seat Diameters section
- Note: Dimensions subject to change. Certified dimensions of ordered material furnished on request.

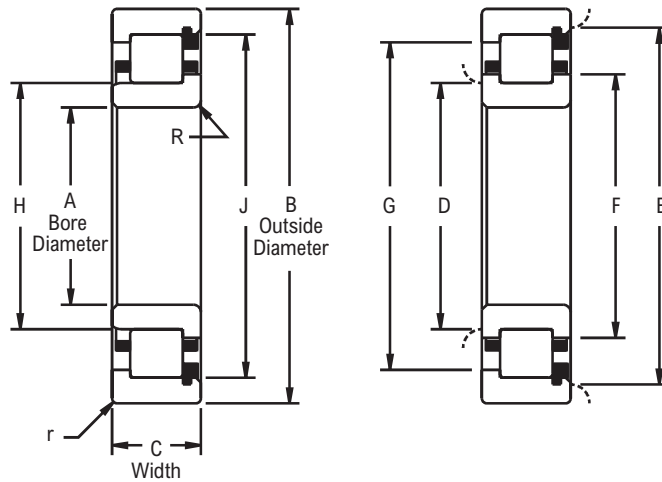
60mm, 65mm, 70mm Bores



Photo Shows an Unmounted Cylindrical Roller Bearing Assembly

Product Features

- Fully crowned rollers
- Precision ground ribs
- Contoured roller pockets
- Rollers individually separated
- Optional full complement
- See Features & Benefits for additional info.



Bearing Dimensions

Basic Bearing Number	A Bore Diameter		B Outside Diameter		C Bearing Width		D		E		F	G	H	J	R	r	
	mm	in	mm	in	mm	in	Plain	Ribbed	Plain	Ribbed							
1912	60.0000	2.3622	85.0000	3.3465	13.0000	0.5118	65.00	66.80	80.30	78.20	69.34	75.92	66.802	78.461	1.02	1.02	
1012			95.0000	3.7402	18.0000	0.7087	67.00	69.30	88.60	85.30	72.69	82.35	69.499	85.534	1.52		
1212			110.0000	4.3307	22.0000	0.8661	69.30	72.10	101.30	97.50	76.94	93.50	72.380	97.762	2.03		
5212			36.5120	1.4375													
1312			130.0000	5.1181	31.0000	1.2205	72.90	77.50	117.80	112.30	84.02	106.35	77.551	112.486	2.54		2.03
7312					38.0000	1.4961											
5312	53.9750	2.1250															
1913	65.0000	2.5591	90.0000	3.5433	13.0000	0.5118	70.10	71.60	85.30	83.30	74.30	80.87	71.755	83.416	1.02	1.02	
1013			100.0000	3.9370	18.0000	0.7087	72.10	74.40	93.70	90.40	77.72	87.35	74.503	90.541	1.52		
1213			120.0000	4.7244	23.0000	0.9055	77.00	80.30	110.00	105.70	85.34	101.24	80.421	105.804	2.54		
5213			38.1000	1.5000													
1313			140.0000	5.5118	33.0000	1.2992	78.70	83.60	127.00	121.20	90.70	114.68	83.675	121.366	2.03		
7313					40.0000	1.5748											
5313	58.7380	2.3125															
1914	70.0000	2.7559	100.0000	3.9370	16.0000	0.6299	75.90	78.00	94.50	92.20	80.82	89.41	77.978	92.268	1.02	1.02	
1014			110.0000	4.3307	20.0000	0.7874	77.50	80.00	103.40	99.80	84.12	95.99	80.188	99.906	2.03		
1214			125.0000	4.9213	24.0000	0.9449	81.80	84.60	115.60	111.50	89.61	107.01	84.772	111.536	2.54		
5214			39.6880	1.5625													
1314			150.0000	5.9055	35.0000	1.3780	84.30	89.20	135.60	129.30	96.72	122.20	89.192	129.375	3.18		2.03
7314					43.0000	1.6929											
5314	63.6000	2.5039															

Additional Notes

- Please call 1-866-REXNORD for availability
- Dimensions "R" & "r", largest fillet radius that will clear bearing corners
- For the Selection Guide, Load Ratings and Speed Limits, see the Link-Belt Cylindrical Roller Bearing Engineering section
- For shaft and housing bearing seat diameters, see Link-Belt Cylindrical Bearing Shaft & Housing Seat Diameters section
- Note: Dimensions subject to change. Certified dimensions of ordered material furnished on request.

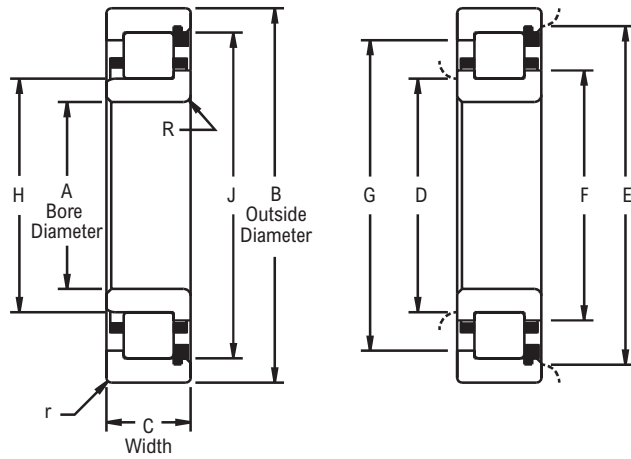
75mm, 80mm, 85mm Bores



Photo Shows an Unmounted Cylindrical Roller Bearing Assembly

Product Features

- Fully crowned rollers
- Precision ground ribs
- Contoured roller pockets
- Rollers individually separated
- Optional full complement
- See Features & Benefits for additional info.



Bearing Dimensions

Basic Bearing Number	A Bore Diameter		B Outside Diameter		C Bearing Width		D		E		F	G	H	J	R	r	
	mm	in	mm	in	mm	in	Plain	Ribbed	Plain	Ribbed							
1915	75.0000	2.9528	105.0000	4.1339	16.0000	0.6299	80.80	82.80	99.60	97.00	85.78	94.39	82.931	97.221	1.02	1.02	
1015			115.0000	4.5276	20.0000	0.7874	82.60	85.10	108.40	104.90	89.15	101.02	85.217	104.938	2.03		
1215			130.0000	5.1181	25.0000	0.9843	85.60	88.90	120.10	115.60	93.85	111.25	89.014	115.781	2.54		
5215			41.2750	1.6250													
1315			160.0000	6.2992	37.0000	1.4567	90.40	95.80	145.80	138.90	104.04	131.37	95.920	139.136	3.18		2.03
7315						46.0000											
5315	68.2620	2.6875															
1916	80.0000	3.1496	110.0000	4.3307	16.0000	0.6299	85.80	87.90	104.40	102.10	90.73	99.34	87.884	102.176	1.02	1.02	
1016			125.0000	4.9213	22.0000	0.8661	88.40	91.20	117.60	113.50	95.71	109.45	91.313	113.088	2.03		
1216			140.0000	5.5118	26.0000	1.0236	91.20	95.20	129.30	124.50	100.79	119.38	95.286	124.658	2.54		
5216			44.4500	1.7500													
1316			170.0000	6.6929	39.0000	1.5354	96.00	101.60	154.40	147.30	110.29	139.19	101.636	147.424	3.18	2.03	
7316						49.0000											1.9291
5316	68.2620	2.6875															
1917	85.0000	3.3465	120.0000	4.7244	18.0000	0.7087	92.20	94.50	113.80	101.50	97.82	107.47	94.615	110.678	1.52	1.02	
1017			130.0000	5.1181	22.0000	0.8661	93.50	96.30	122.70	118.60	100.63	114.48	96.317	118.173	2.03		
1217			150.0000	5.9055	28.0000	1.1024	98.00	101.80	139.20	134.10	108.05	128.42	102.006	134.216	3.18	2.03	
5217			49.2120	1.9375													
1317			180.0000	7.0866	41.0000	1.6142	102.90	108.40	164.30	157.20	118.24	148.64	108.522	157.422	3.96	2.54	
7317						51.0000											2.0079
5317	73.0250	2.8750															

Additional Notes

- Please call 1-866-REXNORD for availability
- Dimensions "R" & "r", largest fillet radius that will clear bearing corners
- Selection Guide, see Link-Belt Cylindrical Roller Bearing Selection Guide section
- Load Ratings & Speed Limits, see Link-Belt Cylindrical Roller Bearing Load Ratings & Speed Limits section
- For shaft and housing bearing seat diameters, see Link-Belt Cylindrical Bearing Shaft & Housing Seat Diameters section

Note: Dimensions subject to change. Certified dimensions of ordered material furnished on request.

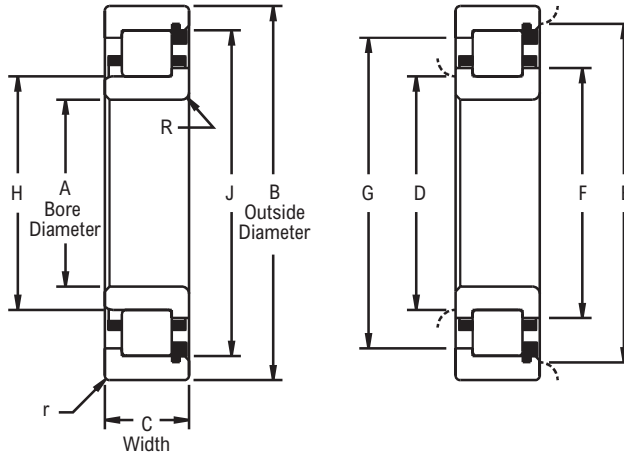
90mm, 95mm, 100mm Bores



Photo Shows an Unmounted Cylindrical Roller Bearing Assembly

Product Features

- Fully crowned rollers
- Precision ground ribs
- Contoured roller pockets
- Rollers individually separated
- Optional full complement
- See Features & Benefits for additional info.



Bearing Dimensions

Basic Bearing Number	A Bore Diameter		B Outside Diameter		C Bearing Width		D		E		F	G	H	J	R	r
	mm	in	mm	in	mm	in	Plain	Ribbed	Plain	Ribbed						
1918	90.0000	3.5433	125.0000	4.9213	18.0000	0.7087	97.00	99.60	118.60	115.60	102.77	112.92	99.568	115.636	1.52	1.02
1018			140.0000	5.5118	24.0000	0.9449	99.60	102.40	131.60	127.80	107.42	122.71	102.362	127.775	2.54	1.52
1218			160.0000	6.2992	30.0000	1.1811	103.10	107.20	147.60	142.00	114.17	135.89	107.218	142.189	3.18	2.03
5218			52.3880	2.0625												
1318			190.0000	7.4803	43.0000	1.6929	108.20	113.80	172.70	165.40	124.33	156.16	114.031	165.047	3.96	2.54
7318					54.0000	2.1260										
5318					73.0250	2.8750										
1919	95.0000	3.7402	130.0000	5.1181	18.0000	0.7087	102.10	104.40	123.70	120.40	107.72	117.40	104.521	120.589	1.52	1.02
1019			145.0000	5.7087	24.0000	0.9449	104.40	107.20	136.60	132.60	112.40	127.68	107.340	132.756	2.54	1.52
1219			170.0000	6.6929	32.0000	1.2598	109.00	113.30	157.00	151.10	121.03	144.48	113.518	151.242	3.18	2.03
5219			55.5620	2.1875												
1319			200.0000	7.8740	45.0000	1.7717	115.10	121.90	181.90	173.50	132.46	164.29	122.154	173.530	3.96	2.54
7319					56.0000	2.2047										
5319					77.7780	3.0621										
1920	100.0000	3.9370	140.0000	5.5118	20.0000	0.7874	107.20	110.00	133.40	129.50	113.92	125.81	109.995	129.738	1.52	1.02
1020			150.0000	5.9055	24.0000	0.9449	109.50	112.30	141.70	137.70	117.52	132.59	112.344	137.759	2.54	1.52
1220			180.0000	7.0866	34.0000	1.3386	116.10	120.90	167.10	161.00	128.45	154.18	121.006	161.216	3.96	2.03
5220			60.3250	2.3750												
1320			215.0000	8.4646	47.0000	1.8504	122.40	130.00	194.60	184.60	140.46	175.06	130.165	184.907	4.75	2.54
7320					60.0000	2.3622										
5320					82.5500	3.2500										

Additional Notes

- Please call 1-866-REXNORD for availability
- Dimensions "R" & "r", largest fillet radius that will clear bearing corners
- Selection Guide, see Link-Belt Cylindrical Roller Bearing Selection Guide section
- Load Ratings & Speed Limits, see Link-Belt Cylindrical Roller Bearing Load Ratings & Speed Limits section
- For shaft and housing bearing seat diameters, see Link-Belt Cylindrical Bearing Shaft & Housing Seat Diameters section

Note: Dimensions subject to change. Certified dimensions of ordered material furnished on request.

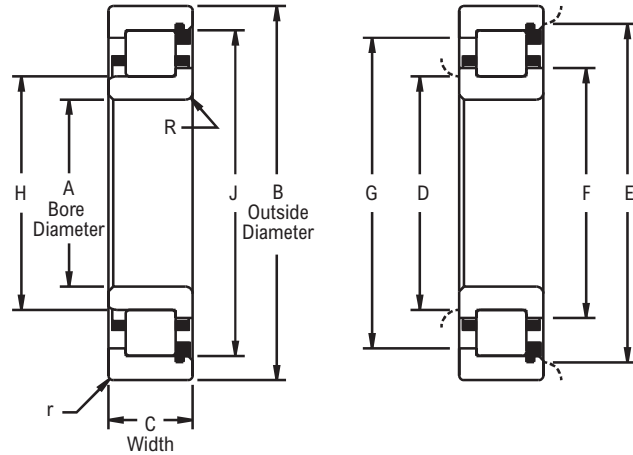
105mm, 110mm, 120mm Bores



Photo Shows an Unmounted Cylindrical Roller Bearing Assembly

Product Features

- Fully crowned rollers
- Precision ground ribs
- Contoured roller pockets
- Rollers individually separated
- Optional full complement
- See Features & Benefits for additional info.



Bearing Dimensions

Basic Bearing Number	A Bore Diameter		B Outside Diameter		C Bearing Width		D		E		F	G	H	J	R	r		
	mm	in	mm	in	mm	in	Plain	Ribbed	Plain	Ribbed								
1921	105.0000	4.1339	145.0000	5.7087	20.0000	0.7874	112.00	114.80	138.20	134.60	118.92	130.81	114.996	134.739	1.52	1.02		
1021			160.0000	6.2992	26.0000	1.0236	115.80	119.10	150.10	145.80	124.48	140.61	119.151	145.941	2.54	2.03		
1221			190.0000	7.4803	36.0000	1.4173	121.40	126.50	175.30	168.40	134.87	161.01	126.520	168.562	3.96			
5221					65.0880	2.5625												
1321					49.0000	1.9291												
7321					225.0000	8.8583	63.0000	2.4803	128.00	136.10	203.40	193.30	147.17	183.16	136.185	193.456	4.75	2.54
5321					87.3120	3.4375												
1922	110.0000	4.3307	150.0000	5.9055	20.0000	0.7874	117.10	119.90	143.20	139.70	123.93	135.81	119.995	139.741	1.52	1.02		
1022			170.0000	6.6929	28.0000	1.1024	121.90	125.20	159.20	154.70	131.09	149.00	125.349	154.744	2.54	2.03		
1222			200.0000	7.8740	38.0000	1.4961	127.20	132.80	183.90	176.00	141.60	168.43	132.951	176.192	3.96			
5222					69.8500	2.7500												
1322					50.0000	1.9685												
7322					240.0000	9.4488	65.0000	2.5591	135.90	145.00	217.20	206.20	157.48	195.38	145.255	206.337	4.75	2.54
5322					92.0750	3.6250												
1924	120.0000	4.7244	165.0000	6.4961	22.0000	0.8661	129.80	131.30	157.70	153.90	135.97	149.50	131.498	153.985	2.03	1.02		
1024			180.0000	7.0866	28.0000	1.1024	132.10	135.10	169.20	164.60	141.22	158.90	135.357	164.754	3.18	2.03		
1224			215.0000	8.4646	40.0000	1.5748	139.20	145.00	198.90	190.80	154.30	182.73	145.138	190.952	4.75			
5224					76.2000	3.0000												
1324					55.0000	2.1654												
7324					260.0000	10.2362	71.0000	2.7953	147.80	157.00	223.00	223.00	170.18	211.20	157.023	223.053	6.35	2.54
5324					104.7750	4.1250												

Additional Notes

- Please call 1-866-REXNORD for availability
- Dimensions "R" & "r", largest fillet radius that will clear bearing corners
- For the Selection Guide, Load Ratings and Speed Limits, see the Link-Belt Cylindrical Roller Bearing Engineering section
- For shaft and housing bearing seat diameters, see Link-Belt Cylindrical Bearing Shaft & Housing Seat Diameters section
- Note: Dimensions subject to change. Certified dimensions of ordered material furnished on request.

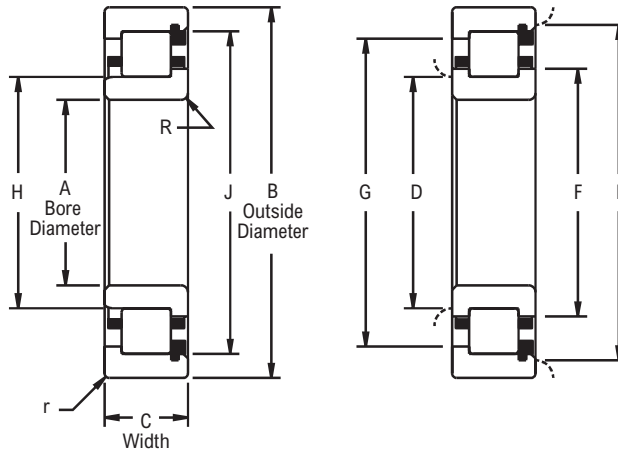
130mm, 140mm, 150mm Bores



Photo Shows an Unmounted Cylindrical Roller Bearing Assembly

Product Features

- Fully crowned rollers
- Precision ground ribs
- Contoured roller pockets
- Rollers individually separated
- Optional full complement
- See Features & Benefits for additional info.



Bearing Dimensions

Basic Bearing Number	A Bore Diameter		B Outside Diameter		C Bearing Width		D		E		F	G	H	J	R	r		
	mm	in	mm	in	mm	in	Plain	Ribbed	Plain	Ribbed								
1926	130.0000	5.1181	180.0000	7.0866	24.0000	0.9449	139.20	142.20	171.70	167.60	147.42	162.99	142.367	167.085	2.03	1.52		
1026			200.0000	7.8740	33.0000	1.2992	143.00	147.60	188.20	182.40	154.56	175.59	147.574	182.570	3.18	2.03		
1226			40.0000	1.5748	230.0000	9.0551	79.3750	3.1250	149.10	154.90	213.90	206.20	164.72	197.13	154.973	206.375	4.75	2.54
5226			58.0000	2.2835														
1326			280.0000	11.0236	75.0000	2.9528	160.30	170.40	254.50	242.60	184.91	229.77	170.536	242.755	6.35	3.18		
7326							111.1250	4.3750										
5326																		
1928	140.0000	5.5118	190.0000	7.4803	24.0000	0.9449	149.10	152.40	181.60	177.80	157.48	172.80	152.425	177.868	2.03	1.52		
1028			210.0000	8.2677	33.0000	1.2992	153.70	157.50	198.10	192.50	164.54	185.60	157.556	192.557	3.96	2.03		
1228			42.0000	1.6535	250.0000	9.8425	161.50	168.40	232.40	224.30	179.07	214.38	168.460	224.417	4.75	2.54		
5228			82.5500	3.2500														
1328			300.0000	11.8110	62.0000	2.4409	172.00	181.60	271.30	258.10	196.98	244.35	181.684	258.082	7.92	3.18		
7328																	83.0000	3.2677
5328																	114.3000	4.5000
1930	150.0000	5.9055	210.0000	8.2677	28.0000	1.1024	161.50	165.40	199.10	194.60	171.22	188.92	165.354	194.790	3.18	2.03		
1030			225.0000	8.8583	35.0000	1.3780	164.30	168.60	212.30	206.20	176.20	198.93	168.681	206.454	3.96			
1230			45.0000	1.7717	270.0000	10.6299	174.20	181.40	251.00	241.80	193.04	231.01	181.544	241.854	6.35	2.54		
5230			88.9000	3.5000														

Additional Notes

- Please call 1-866-REXNORD for availability
- Dimensions "R" & "r", largest fillet radius that will clear bearing corners
- For the Selection Guide, Load Ratings and Speed Limits, see the Link-Belt Cylindrical Roller Bearing Engineering section
- For shaft and housing bearing seat diameters, see Link-Belt Cylindrical Bearing Shaft & Housing Seat Diameters section
- Note: Dimensions subject to change. Certified dimensions of ordered material furnished on request.

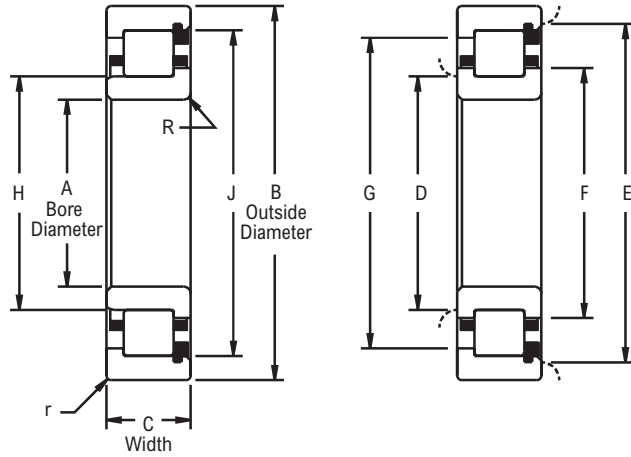
160mm, 170mm, 180mm, 190mm, 200mm Bores



Photo Shows an Unmounted Cylindrical Roller Bearing Assembly

Product Features

- Fully crowned rollers
- Precision ground ribs
- Contoured roller pockets
- Rollers individually separated
- Optional full complement
- See Features & Benefits for additional info.



Bearing Dimensions

Basic Bearing Number	A Bore Diameter		B Outside Diameter		C Bearing Width		D		E		F	G	H	J	R	r
	mm	in	mm	in	mm	in	Plain	Ribbed	Plain	Ribbed						
1932	160.0000	6.2992	220.0000	8.6614	28.0000	1.1024	171.70	175.30	209.30	204.70	181.25	198.96	175.387	204.828	3.18	2.03
1032			240.0000	9.4488	38.0000	1.4961	175.50	179.80	226.60	220.00	187.96	212.17	179.934	220.193	3.96	
1232			290.0000	11.4173	48.0000	1.8898	185.70	193.50	269.50	259.60	205.87	247.83	193.634	259.705	6.35	
5232			98.4250	3.8750												
1934	170.0000	6.6929	230.0000	9.0551	28.0000	1.1024	181.60	185.40	219.20	214.60	191.29	208.99	185.420	214.866	3.18	2.03
1034			260.0000	10.2362	42.0000	1.6535	188.20	193.30	244.10	236.50	202.31	227.81	193.421	236.710	4.75	
1234			310.0000	12.2047	52.0000	2.0472	197.10	205.20	287.50	277.60	219.08	264.74	205.483	277.734	6.35	
5234			104.7750	4.1250												
1936	180.0000	7.0866	250.0000	9.8425	33.0000	1.2992	193.00	197.60	238.20	232.40	204.60	225.68	197.612	232.644	3.96	2.03
1036			280.0000	11.0236	46.0000	1.8110	199.60	205.50	262.90	254.50	215.34	244.80	205.588	254.551	4.75	
1236			320.0000	12.5984	52.0000	2.0472	207.50	216.20	298.20	288.50	229.87	275.56	216.289	288.544	6.35	
5236			107.9500	4.2500												
1938	190.0000	7.4803	260.0000	10.2362	33.0000	1.2992	202.90	182.10	248.40	242.60	214.71	235.79	207.719	242.768	3.96	2.03
1038			290.0000	11.4173	46.0000	1.8110	209.60	215.40	272.80	264.40	225.93	254.23	215.595	264.576	4.75	
1238			340.0000	13.3858	55.0000	2.1654	220.10	229.10	320.37	309.63	244.11	290.48	229.276	309.723	7.42	
5238			114.3000	4.5000												
1940	200.0000	7.8740	280.0000	11.0236	38.0000	1.4961	215.40	220.00	266.40	260.10	227.99	252.22	219.964	260.256	4.75	2.03
1040			310.0000	12.2047	51.0000	2.0079	221.00	227.60	291.30	282.40	238.61	271.58	227.686	282.506		
1240			360.0000	14.1732	58.0000	2.2835	232.40	242.10	334.50	322.60	257.43	308.20	242.197	322.651	7.92	
5240			120.6500	4.7500												

Additional Notes

- Please call 1-866-REXNORD for availability
- Dimensions "R" & "r", largest fillet radius that will clear bearing corners
- For the Selection Guide, Load Ratings and Speed Limits, see the Link-Belt Cylindrical Roller Bearing Engineering section
- For shaft and housing bearing seat diameters, see Link-Belt Cylindrical Bearing Shaft & Housing Seat Diameters section
- Note: Dimensions subject to change. Certified dimensions of ordered material furnished on request.

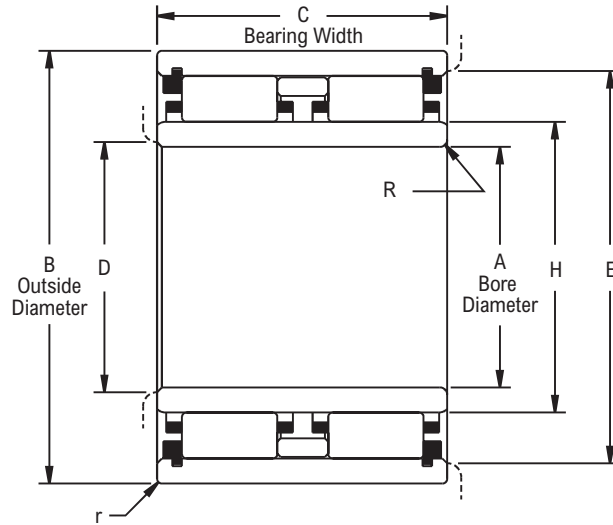
25mm thru 60mm Bores



Photo Shows an Unmounted Cylindrical Roller Bearing Assembly

Product Features

- Double row
- Fully crowned rollers
- Contoured roller pockets
- Rollers individually separated
- See Features & Benefits for additional info.



Bearing Dimensions

Basic Bearing Number	A Bore Diameter		B Outside Diameter		C Bearing Width		D	E	H	J O.R. Raceway I.D.	R	r	C Basic Load Rating	Co Basic Static Load Rating
	mm	in	mm	in	mm	in								
6205	25.0000	0.9843	52.0000	2.0472	41.2750	1.6250	30.50	47.00	32.166	44.854	1.02	1.02	10,200	15,700
6206	30.0000	1.1811	62.0000	2.4409	47.6250	1.8750	36.10	56.40	38.062	54.074	1.02	1.02	15,500	24,300
6207	35.0000	1.3780	72.0000	2.8346	53.9750	2.1250	41.60	65.30	43.970	62.471	1.02	1.02	19,400	30,600
6208	40.0000	1.5748	80.0000	3.1496	60.3250	2.3750	47.20	72.90	49.929	69.619	1.52	1.02	24,600	41,300
6209	45.0000	1.7717	85.0000	3.3465	60.3250	2.3750	52.80	78.20	55.519	74.988	1.52	1.02	26,700	47,500
6210	50.0000	1.9685	90.0000	3.5433	60.3250	2.3750	57.60	82.80	60.460	79.545	1.52	1.02	27,100	50,300
6211	55.0000	2.1654	100.0000	3.9370	66.6750	2.6250	64.00	87.90	66.901	88.019	2.03	1.52	32,900	61,900
6212	60.0000	2.3622	110.0000	4.3307	73.0250	2.8750	69.30	101.30	72.380	97.762	2.03	1.52	42,300	77,700
6213	65.0000	2.5591	120.0000	4.7244	76.2000	3.0000	77.00	110.00	80.421	105.804	2.54	1.52	45,900	88,700
6214	70.0000	2.7559	125.0000	4.9213	79.3750	3.1250	81.80	115.60	84.772	111.536	2.54	1.52	51,300	100,000
6215	75.0000	2.9528	130.0000	5.1181	82.5500	3.2500	85.60	120.10	89.014	115.781	2.54	1.52	55,800	113,000
6216	80.0000	3.1496	140.0000	5.5118	88.9000	3.5000	91.20	129.30	95.286	124.658	2.54	2.03	63,100	127,000
6217	85.0000	3.3465	150.0000	5.9055	98.4250	3.8750	98.00	101.80	102.006	134.216	3.18	2.03	77,600	159,000
6218	90.0000	3.5433	160.0000	6.2992	104.7750	4.1250	103.10	147.60	107.218	142.189	3.18	2.03	87,400	178,000
6219	95.0000	3.7402	170.0000	6.6929	111.1250	4.3750	109.00	157.00	113.518	151.242	3.18	2.03	100,000	206,000

Additional Notes

- Please call 1-866-REXNORD for availability
- Dimensions "R" & "r", largest fillet radius that will clear bearing corners
- For the Selection Guide, Load Ratings and Speed Limits, see the Link-Belt Cylindrical Roller Bearing Engineering section
- Note: Dimensions subject to change. Certified dimensions of ordered material furnished on request.