

BALDOR® • RELIANCE 

Product Information Packet

M3355

.17HP, 1725RPM, 3PH, 60HZ, 42, 3316M, TEFC, F1

Part Detail							
Revision:	AC	Status:	PRD/A	Change #:		Proprietary:	No
Type:	AC	Elec. Spec:	33WG0423	CD Diagram:	CD0005A05	Mfg Plant:	
Mech. Spec:	33-870	Layout:	33LY0870	Poles:	04	Created Date:	06-25-2007
Base:	RG	Eff. Date:	09-13-2018	Leads:	9#18		

Specs			
Catalog Number:	M3355	Inverter Code:	Not Inverter
Enclosure:	TEFC	KVA Code:	-
Frame:	42	Lifting Lugs:	No Lifting Lugs
Frame Material:	Steel	Locked Bearing Indicator:	No Locked Bearing
Output @ Frequency:	.170 HP @ 60 HZ	Motor Lead Quantity/Wire Size:	9 @ 18 AWG
Synchronous Speed @ Frequency:	1800 RPM @ 60 HZ	Motor Lead Exit:	Ko Box
Voltage @ Frequency:	230.0 V @ 60 HZ	Motor Lead Termination:	Flying Leads
	460.0 V @ 60 HZ	Motor Type:	3316M
Agency Approvals:	UR	Mounting Arrangement:	F1
	CSA	Power Factor:	51
Auxillary Box:	No Auxillary Box	Product Family:	General Purpose
Auxillary Box Lead Termination:	None	Pulley End Bearing Type:	Ball
Base Indicator:	Rigid	Pulley Face Code:	Standard
Bearing Grease Type:	Polyrex EM (-20F +300F)	Pulley Shaft Indicator:	Standard
Blower:	None	Rodent Screen:	None
Current @ Voltage:	.600 A @ 460.0 V	RoHS Status:	ROHS COMPLIANT
	1.200 A @ 230.0 V	Shaft Extension Location:	Pulley End
	1.400 A @ 208.0 V	Shaft Ground Indicator:	No Shaft Grounding

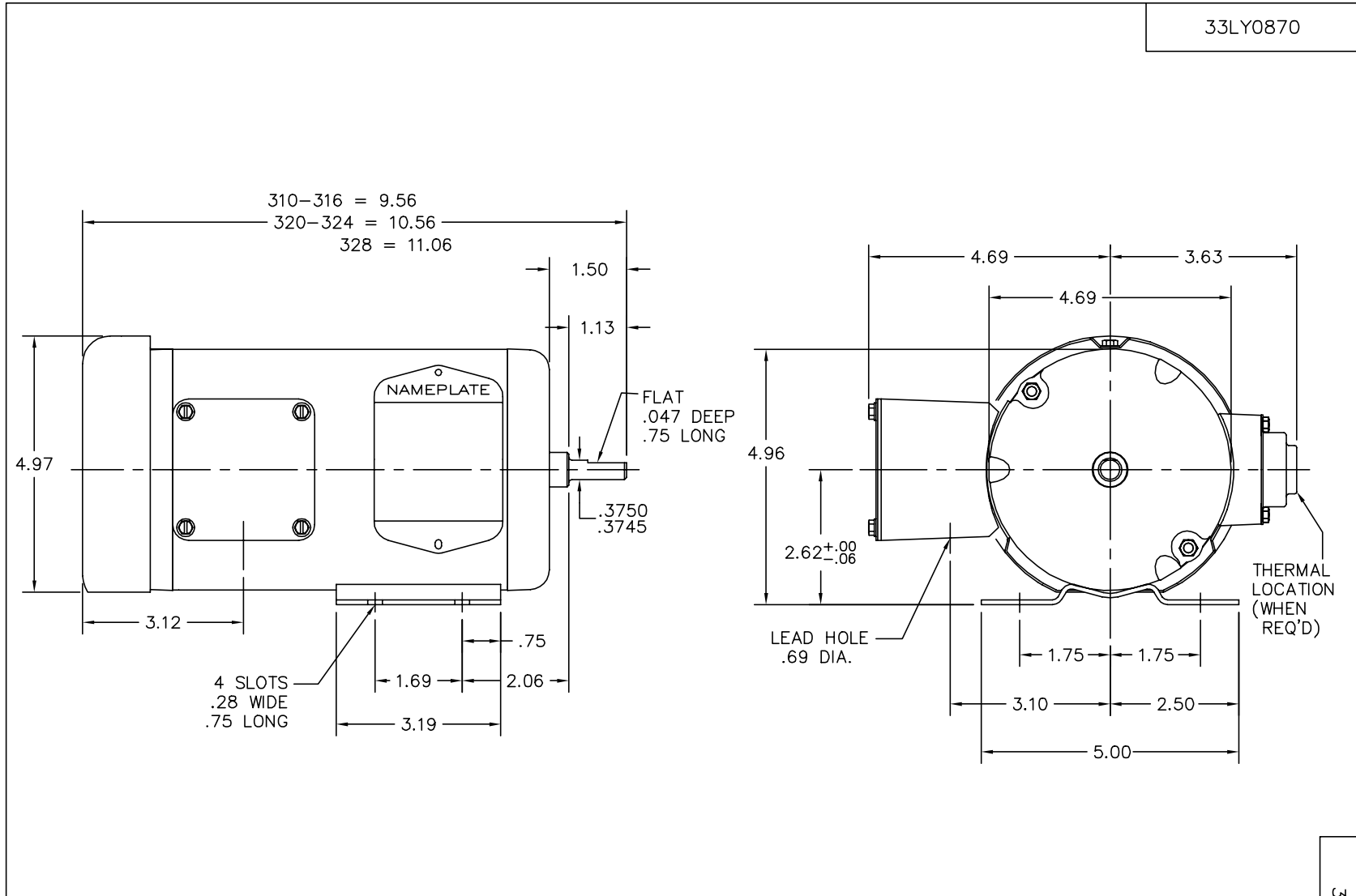
Design Code:	-	Shaft Rotation:	Reversible
Drip Cover:	No Drip Cover	Shaft Slinger Indicator:	No Slinger
Duty Rating:	CONT	Speed Code:	Single Speed
Electrically Isolated Bearing:	Not Electrically Isolated	Motor Standards:	NEMA
Feedback Device:	NO FEEDBACK	Starting Method:	Direct on line
Feedback Signal:	NONE	Thermal Device - Bearing:	NONE (OLD)
Front Face Code:	Standard	Thermal Device - Winding:	None
Front Shaft Indicator:	None	Vibration Sensor Indicator:	No Vibration Sensor
Heater Indicator:	No Heater	Winding Thermal 1:	None
Insulation Class:	B	Winding Thermal 2:	None

Nameplate NP1256L											
CAT.NO.	M3355										
SPEC.	33-870-423										
HP	.17										
VOLTS	230/460										
AMP	1.2/.6										
RPM	1725										
FRAME	42					HZ	60			PH	3
SER.F.	1.35					CODE	-		DES	-	
NEMA-NOM-EFF	62					PF	51			CLASS	B
RATING	40C AMB-CONT										
CC									USABLE AT 208V	1.4	
DE	6203					ODE	6203				
ENCL	TEFC					SN					
	SFA 1.3/.65										

Parts List		
Part Number	Description	Quantity
SA007369	SA 33-870-423	1.000 EA
RA003816	RA 33-870-423	1.000 EA
NS2512A01	INSULATOR, CONDUIT BOX X	1.000 EA
34CB3002A64	CB W/.69 DIA @ 6	1.000 EA
34GS1029A01	GASKET, CONDUIT BOX	1.000 EA
51XB1016A07	10-16 X 7/16 HXWSSLD SERTYB	2.000 EA
11XW1032G06	10-32 X .38, TAPTITE II, HEX WSHR SLTD U	1.000 EA
33EP3100A01SP	EP,33AC ODE GP 6203 TEFC W/DRAIN	1.000 EA
HW5100A03	WAVY WASHER (W1543-017)	1.000 EA
33EP3100A02	PU ENDPLATE, MACH	1.000 EA
XY1032A02	10-32 HEX NUT DIRECTIONAL SERRATION	2.000 EA
33FN3000	EXTERNAL FAN, PLASTIC	1.000 EA
HW1003A08	WASHER, #8 EX TH LK, ZN (F/S)	1.000 EA
33FH4001A01	45N COVER, STAMPED	1.000 EA
51XW1032A06	10-32 X .38, TAPTITE II, HEX WSHR SLTD S	3.000 EA
34CB4517	CB LID 4 MTG HOLES .22 DIA STAMPED, FOR	1.000 EA
34GS1031A01	GASKET, FLAT CONDUIT BOX LID (LEXIDE)	1.000 EA
51XW0832A07	8-32 X .44, TAPTITE II, HEX WSHR SLTD SE	4.000 EA
MG1000G27	MED CHARCOAL METALLIC GREY 400-0096	0.013 GA
85XU0407S04	4X1/4 U DRIVE PIN STAINLESS	2.000 EA
HA3100A11	THRUBOLT 10-32 X 6.750	2.000 EA
MN416A01	TAG-INSTAL-MAINT no wire (1200/bx) 5/18	1.000 EA
LC0005E01	CONN.DIA./WARNING LABEL (LC0005/LB1119N)	1.000 EA
NP1256L	ALUM UL CSA CC INDUSTRIAL MOTOR A60	1.000 EA

Parts List (continued)		
Part Number	Description	Quantity
34PA1002	PKG GRP, PRINT PK1001A01	1.000 EA

No performance data has been
assigned to this product.



CUSTOMER IS RESPONSIBLE FOR DETERMINING THAT MOTOR PERFORMANCE IS SUITABLE IN THE APPLICATION.

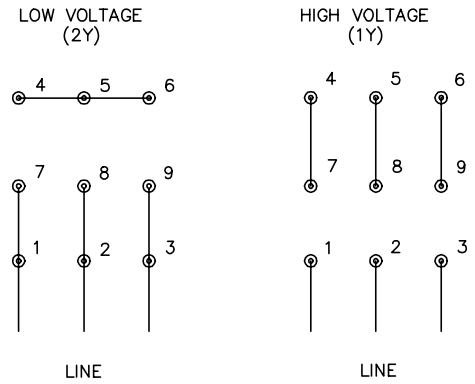
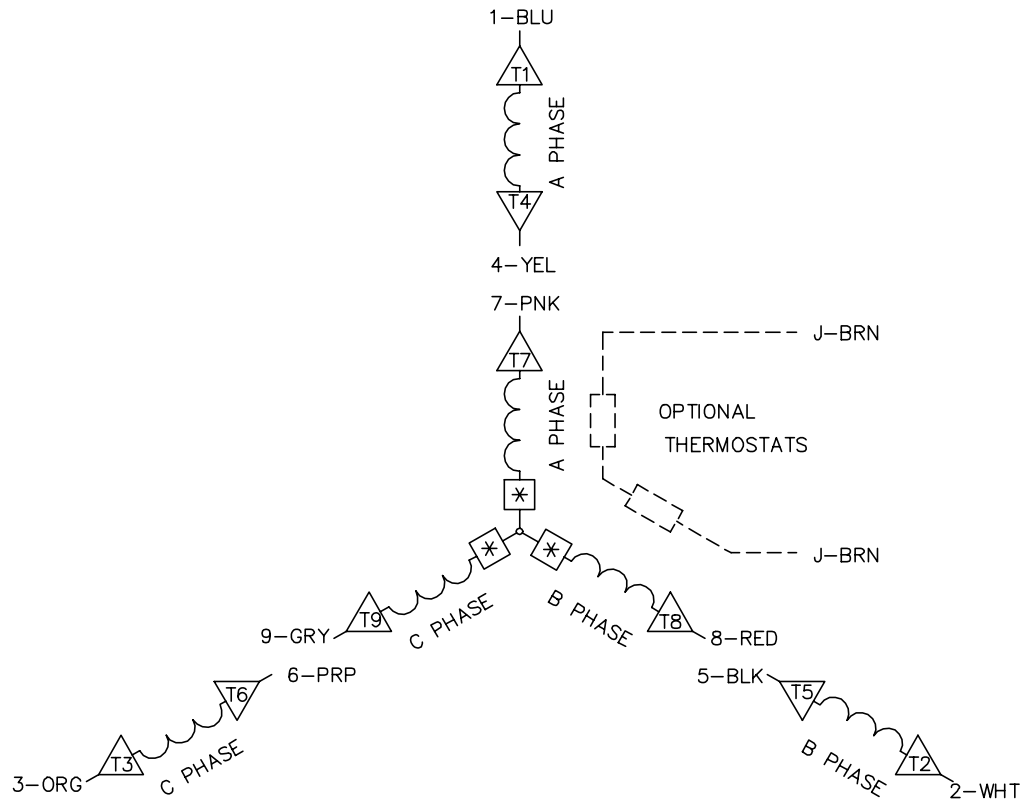
REV. DESC: UPDATED KOBX & LID			
REV. LTR: L	VERSION: 01	TDR: 000000426983	
0Z80A7C	FILE: \AAA\00001\052	REVISED: 09:30:20 04/09/2007	
	MTL: -	BY: ENRSTO	

BALDOR ELECTRIC Co.

STD HORZ MODEL 33M NEMA 42 TEFC

33LY0870

CD0005A05



- NOTES:
1. INTERCHANGE ANY TWO LINE LEADS TO REVERSE ROTATION.
 2. OPTIONAL THERMOSTATS ARE PROVIDED WHEN SPECIFIED.
 3. ACTUAL NUMBER OF INTERNAL PARALLEL CIRCUITS MAY BE A MULTIPLE OF THOSE SHOWN ABOVE.
 4. LEAD COLORS ARE OPTIONAL. LEADS MUST ALWAYS BE NUMBERED AS SHOWN.
 5. =MAGNET WIRE COIL END WITH I.D. NUMBER.
 6. =MAGNET WIRE COIL END WITH I.D. SYMBOL.
 7. SEE CW PRINT FOR NEST TO NEST CROSSOVER CONNECTIONS.

REV. DESC: ADD NEST NOTE			
REV. LTR: C	VERSION: 03	TDR: 000000445597	
CD0005A05	FILE: \CKA\00024\847	REVISED: 12:51:06 11/15/2007	
	MTL: -	BY: CKMICRO	

BALDOR • DODGE • RELIANCE

3PH, DV, 9 LEADS, CK

CD0005A05