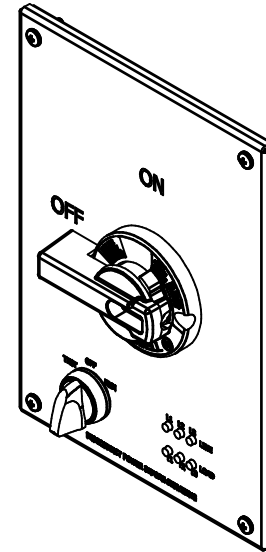


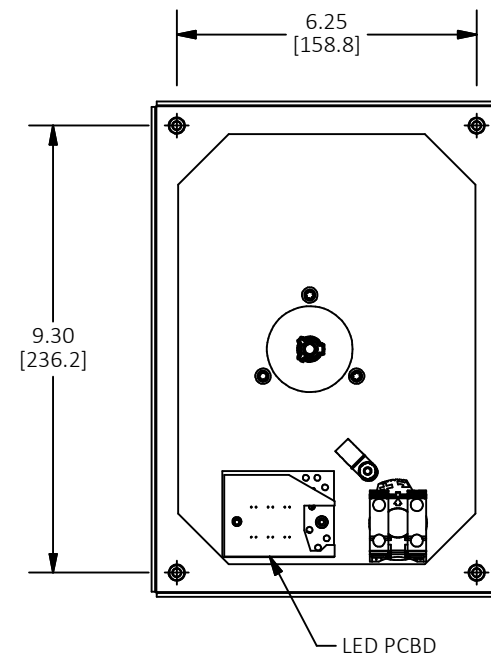
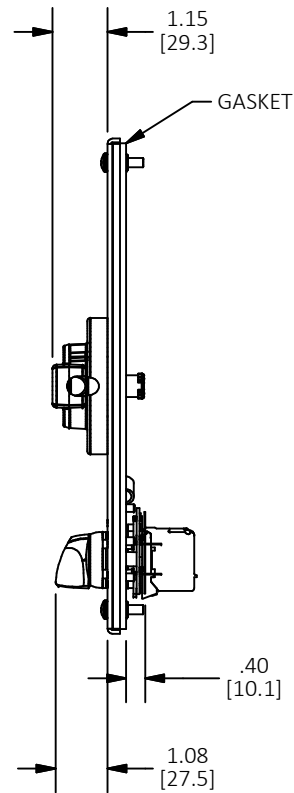
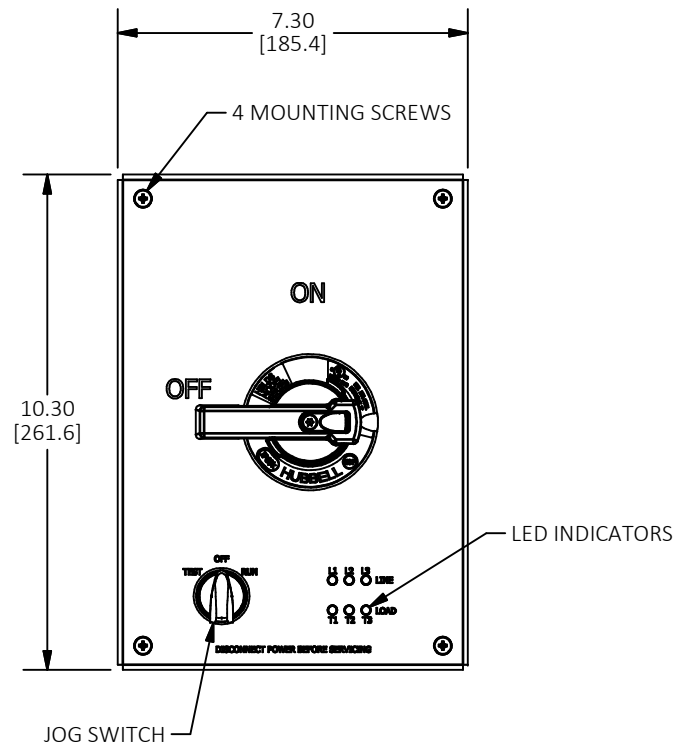
M-13886

1

60A & 100A REPLACEMENT COVER: HBLDS6SSRCPJ
HBLDS10SSRCPJ



REPLACEMENT COVER WITH LED INDICATORS
USE ONLY REPLACEMENT COVER HBLDS6SSRCPJ, HBLDS10SSRCPJ
WITH HUBELL INC. CAT NO. HBLDS6SS & HBLDS10SS SERIES ENCLOSURES
NSF CERTIFIED AND IP69K RATING



NOTES:

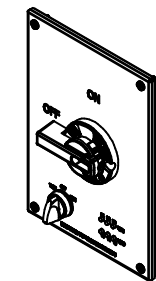
1. CATALOG NUMBERS: HBLDS6SSRCPJ, HBLDS10SSRCPJ.
2. DIMENSIONS SHOWN ARE IN INCHES [mm].
3. ENCLOSURE TYPE 4X & 12.
4. cULus LISTED.
5. FOR INSTALLATION OF REPLACEMENT COVER REFER TO PD2787 INSTALLATION INSTRUCTION

CAT NO. HBLDS6SSRCPJ, HBLDS10SSRCPJ

HP	VOLTAGE
7.5 HP (5.6kW)	120 VAC 1 Ø
15 HP (11.19 kW)	200-240 VAC 1 Ø
30 HP (22.37 kW)	480 VAC 1 Ø
30 HP (22.37 kW)	200-240 VAC 3 Ø
50 HP (37.28 kW)	480 VAC 3 Ø
50 HP (37.28 kW)	600 VAC 3 Ø

LIST OF PARTS

DESCRIPTION	MATERIAL	FINISH
HARDWARE	STAINLESS STEEL	
HANDLE & MOUNT	PBT	
GASKET	EPDM FOAM	
LED/PCBD		
LENS	PC	
JOG SW.	POLYIMIDE	

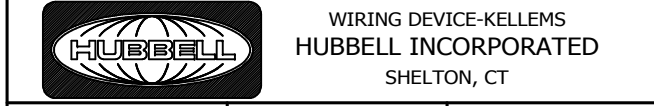


SCALE: 1/8
EMBEDDED 3D CAD MODEL IN FILE
"M-13886_ACAD.dwg"

1	RELEASED PER DCN #23623 AD	TLS	06/04/18
REV	DESCRIPTION	APP	DATE

THE DESIGN AND DIMENSIONS OF THE PRODUCT SHOWN ON THIS DRAWING ARE SUBJECT TO CHANGE WITHOUT NOTICE. DIMENSIONS ARE IN INCHES [mm].

TITLE
CIRCUIT-LOCK™ 60/100 AMP STAINLESS STEEL DISCONNECT SWITCH, LED INDICATORS, JOG SWITCH



TOLERANCES UNLESS OTHERWISE SPECIFIED .XX = ± .01 .XXX = ± .005 ANGLE TOL. ±2'	DR. BY AD CHK. BY CAC	SCALE 1 / 4 DATE 03/09/18
---	--------------------------	------------------------------

DIMENSION SHEET FOR CAT. NO. HBLDS6SSRCPJ, HBLDS10SSRCPJ

B

M-13886

1