BALDOR • RELIANCE

Product Information Packet

JM3461

.5HP,1725RPM,3PH,60HZ,56J,3416M,TEFC,F1

Copyright © All product information within this document is subject to ABB Motors and Mechanical Inc. copyright © protection, unless otherwise noted.

Part Detail

Revision:	V	**Status:**	PRD/A	**Change #:**		**Proprietary:**	No
Type:	AC	**Elec. Spec:**	34WG0872	**CD Diagram:**	CD0005	**Mfg Plant:**	
Mech. Spec:	34K036	**Layout:**	34LYK036	**Poles:**	04	**Created Date:**	
Base:	N	**Eff. Date:**	07-09-2018	**Leads:**	9#18		

Specs

Catalog Number:	JM3461	**Insulation Class:**	B
Enclosure:	TEFC	**Inverter Code:**	Not Inverter
Frame:	56J	**KVA Code:**	L
Frame Material:	Steel	**Lifting Lugs:**	No Lifting Lugs
Output @ Frequency:	.500 HP @ 60 HZ	**Locked Bearing Indicator:**	Locked Bearing
Synchronous Speed @ Frequency:	1800 RPM @ 60 HZ	**Motor Lead Quantity/Wire Size:**	9 @ 18 AWG
Voltage @ Frequency:	460.0 V @ 60 HZ	**Motor Lead Exit:**	Ko Box
	230.0 V @ 60 HZ	**Motor Lead Termination:**	Flying Leads
XP Class and Group:	None	**Motor Type:**	3416M
XP Division:	Not Applicable	**Mounting Arrangement:**	F1
Agency Approvals:	CSA	**Power Factor:**	63
	UR	**Product Family:**	General Purpose
Auxillary Box:	No Auxillary Box	**Pulley End Bearing Type:**	Ball
Auxillary Box Lead Termination:	None	**Pulley Face Code:**	C-Face
Base Indicator:	No Mounting	**Pulley Shaft Indicator:**	Ext Thread
Bearing Grease Type:	Polyrex EM (-20F +300F)	**Rodent Screen:**	None
Blower:	None	**RoHS Status:**	ROHS COMPLIANT
Current @ Voltage:	1.000 A @ 460.0 V	**Shaft Extension Location:**	Pulley End

	2.000 A @ 230.0 V
	2.500 A @ 208.0 V
Design Code:	B
Drip Cover:	No Drip Cover
Duty Rating:	CONT
Electrically Isolated Bearing:	Not Electrically Isolated
Feedback Device:	NO FEEDBACK
Front Face Code:	Standard
Front Shaft Indicator:	None
Heater Indicator:	No Heater

Shaft Ground Indicator:	No Shaft Grounding
Shaft Rotation:	Reversible
Shaft Slinger Indicator:	No Slinger
Speed Code:	Single Speed
Motor Standards:	NEMA
Starting Method:	Direct on line
Thermal Device - Bearing:	NONE (OLD)
Thermal Device - Winding:	None
Vibration Sensor Indicator:	No Vibration Sensor
Winding Thermal 1:	None
Winding Thermal 2:	None

Nameplate NP1256L

CAT.NO.	JM3461								
SPEC.	34K36-872								
HP	.5								
VOLTS	230/460								
AMP	2/1								
RPM	1725								
FRAME	56J			**HZ**	60			**PH**	3
SER.F.	1.25		**CODE**	L		**DES**	B	**CLASS**	B
NEMA-NOM-EFF	74		**PF**	63					
RATING	40C AMB-CONT								
CC							**USABLE AT 208V**	2.5	
DE	6203			**ODE**	6203				
ENCL	TEFC	**SN**							
	SFA 2.4/1.2								

Parts List

Part Number	Description	Quantity
SA018247	SA 34K36-872	1.000 EA
RA014402	RA 34K36-872	1.000 EA
NS2512A01	INSULATOR, CONDUIT BOX X	1.000 EA
34CB3002A	CB CAST W/.88 DIA HOLE	1.000 EA
34GS1029A01	GASKET, CONDUIT BOX	1.000 EA
51XB1016A07	10-16 X 7/16 HXWSSLD SERTYB	2.000 EA
11XW1032G06	10-32 X .38, TAPTITE II, HEX WSHR SLTD U	1.000 EA
34EP3102A01SP	FR ENDPLATE, MACH	1.000 EA
HW5100A03	WAVY WASHER (W1543-017)	1.000 EA
34EP3300A24SP	PU ENDPLATE, MACH	1.000 EA
34FN3002A01SP	EXTERNAL FAN, PLASTIC, .637/.639 HUB W/	1.000 EA
34FH4002A03SP	IEC FH NO GREASER W/.88 DIA SHAFT HOLE,	1.000 EA
51XW1032A06	10-32 X .38, TAPTITE II, HEX WSHR SLTD S	3.000 EA
WD4100A81	CAPLUG BPF-7/8, FOR .86-.88 HOLE	1.000 EA
34CB4517	CB LID 4 MTG HOLES .22 DIA STAMPED, FOR	1.000 EA
34GS1031A01	GASKET, FLAT CONDUIT BOX LID (LEXIDE)	1.000 EA
51XW0832A07	8-32 X .44, TAPTITE II, HEX WSHR SLTD SE	4.000 EA
RM1010A01	35-968-1 VINYL CLS	1.000 EA
51XN1032A20	10-32 X 1 1/4 HX WS SL SR	2.000 EA
MG1000G27	MED CHARCOAL METALLIC GREY 400-0096	0.014 GA
85XU0407S04	4X1/4 U DRIVE PIN STAINLESS	2.000 EA
HA3100A12	THRUBOLT 10-32 X 7.375	1.000 EA
MN416A01	TAG-INSTAL-MAINT no wire (1200/bx) 5/18	1.000 EA
LC0005E01	CONN.DIA./WARNING LABEL (LC0005/LB1119N)	1.000 EA

Parts List (continued)

Part Number	Description	Quantity
NP1256L	ALUM UL CSA CC INDUSTRIAL MOTOR A60	1.000 EA
34PA1002	PKG GRP, PRINT PK1001A01	1.000 EA
PK3083T	STYROFOAM PACKING CRADLE	1.000 EA
PK3088	MICROFOAM, 8"X"8 PERF. SHEETS 5,400/RL	1.000 EA

Accessories

Part Number	Description	Multiplier
34-171	C FACE KIT	A8

AC Induction Motor Performance Data

Record # 6598 - Typical performance - not guaranteed values

Winding: 34WG0872-R001	**Type:** 3416M	**Enclosure:** TEFC

Nameplate Data				460 V, 60 Hz: High Voltage Connection	
Rated Output (HP)	.5			Full Load Torque	1.5 LB-FT
Volts	230/460			Start Configuration	direct on line
Full Load Amps	2/1			Breakdown Torque	7 LB-FT
R.P.M.	1725			Pull-up Torque	4.5 LB-FT
Hz	60	Phase	3	Locked-rotor Torque	5.3 LB-FT
NEMA Design Code	B	KVA Code	L	Starting Current	6.5 A
Service Factor (S.F.)	1.25			No-load Current	0.8 A
NEMA Nom. Eff.	74	Power Factor	63	Line-line Res. @ 25ºC	32 Ω
Rating - Duty	40C AMB-CONT			Temp. Rise @ Rated Load	65°C
S.F. Amps	2.4/1.2			Temp. Rise @ S.F. Load	77°C
				Locked-rotor Power Factor	66
				Rotor inertia	0.0381 LB-FT2

Load Characteristics 460 V, 60 Hz, 0.5 HP

% of Rated Load	25	50	75	100	125	150	S.F.
Power Factor	30	43	55	63	69	75	0
Efficiency	53.2	66.4	72.5	74.6	75.3	75.1	0
Speed	1782	1769	1754	1739	1724	1706	0
Line amperes	0.8	0.85	0.92	1.03	1.15	1.25	1.15

Performance Graph at 460V, 60Hz, 0.5HP Typical performance - Not guaranteed values

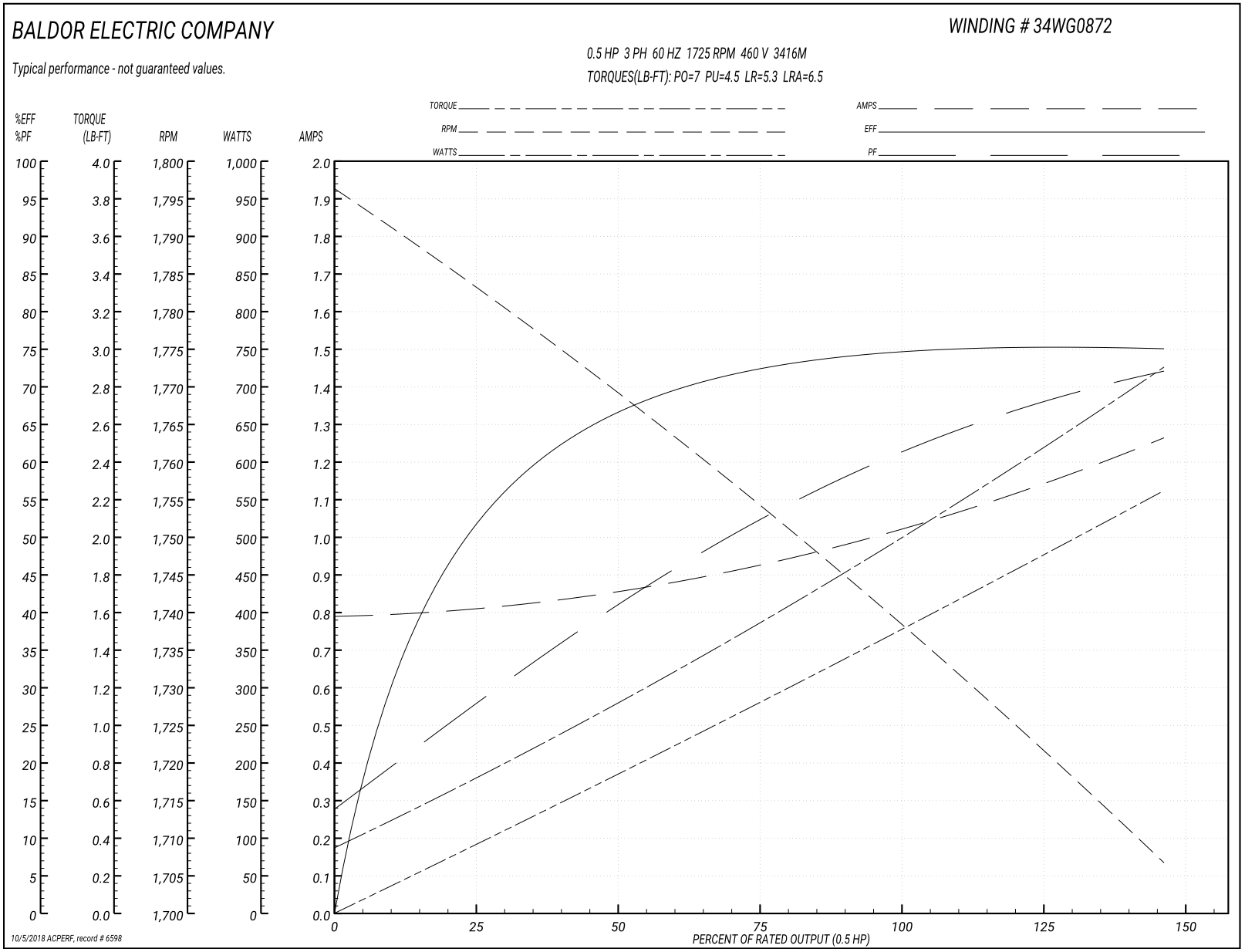

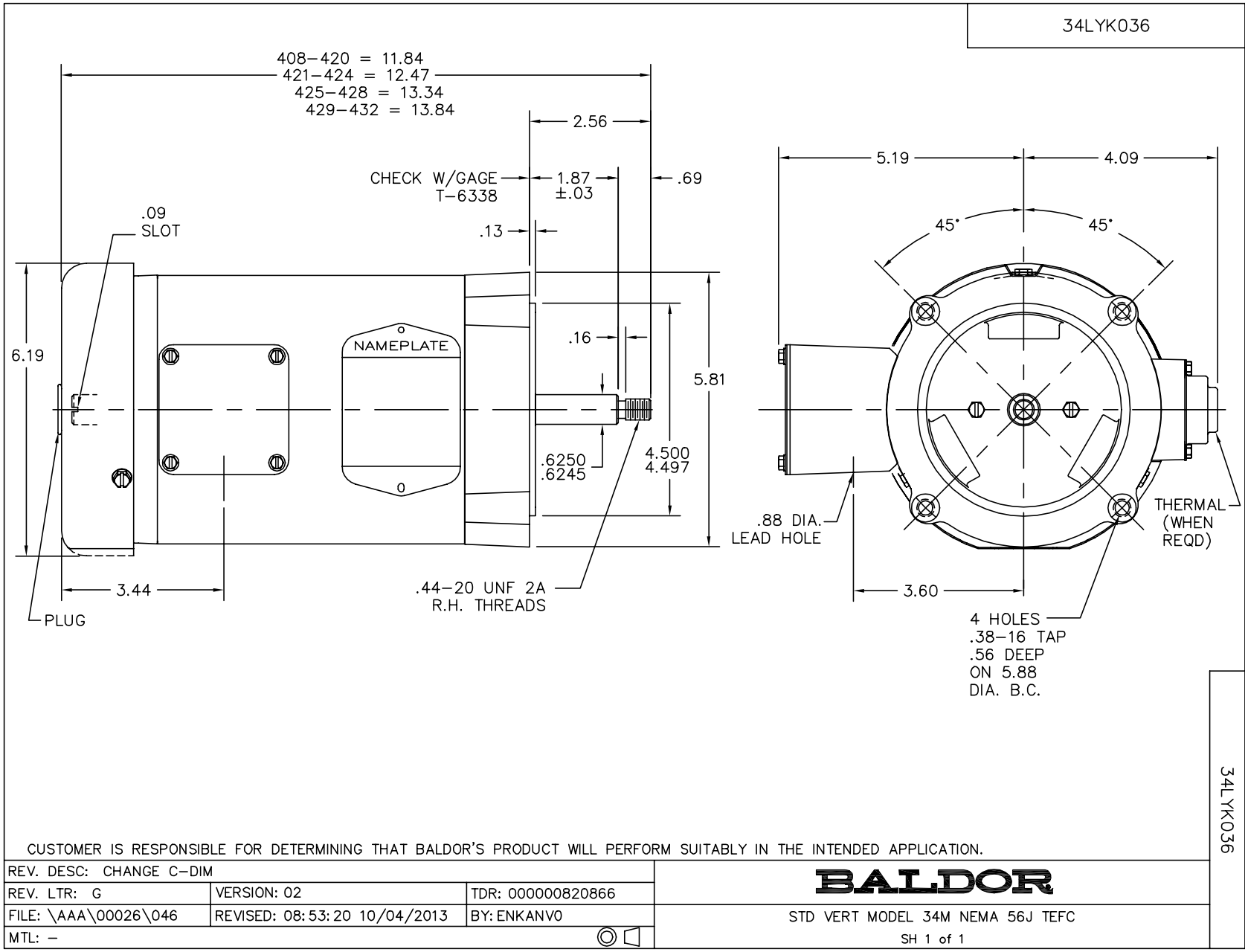
34LYK036
408–420 = 11.84
421–424 = 12.47
425–428 = 13.34
429–432 = 13.84
2.56
CHECK W/GAGE
T–6338
1.87
±.03
.69
.09
SLOT
.13
.16
6.19
NAMEPLATE
5.81
.6250
.6245
4.500
4.497
3.44
PLUG
.44–20 UNF 2A
R.H. THREADS
5.19
4.09
45°
45°
.88 DIA.
LEAD HOLE
THERMAL
(WHEN
REQD)
3.60
4 HOLES
.38–16 TAP
.56 DEEP
ON 5.88
DIA. B.C.
34LYK036
CUSTOMER IS RESPONSIBLE FOR DETERMINING THAT BALDOR'S PRODUCT WILL PERFORM SUITABLY IN THE INTENDED APPLICATION.
REV. DESC: CHANGE C–DIM
REV. LTR: G
VERSION: 02
TDR: 000000820866
FILE: \AAA\00026\046
REVISED: 08:53:20 10/04/2013
BY: ENKANV0
MTL: –
BALDOR
STD VERT MODEL 34M NEMA 56J TEFC
SH 1 of 1

CD0005

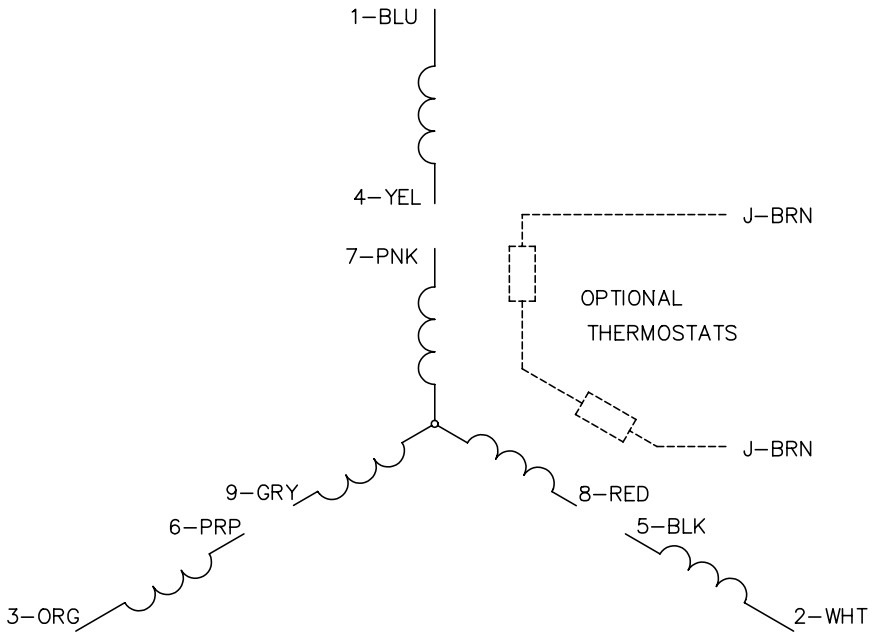

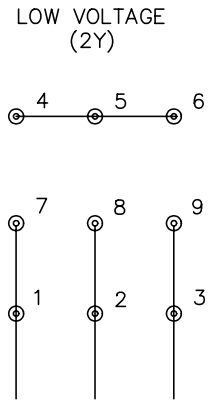

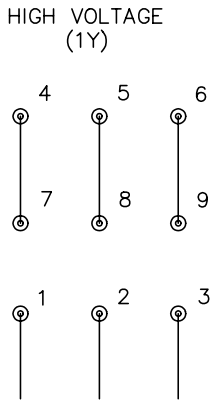

NOTES:

1. INTERCHANGE ANY TWO LINE LEADS TO REVERSE ROTATION.
2. OPTIONAL THERMOSTATS ARE PROVIDED WHEN SPECIFIED.
3. ACTUAL NUMBER OF INTERNAL PARALLEL CIRCUITS MAY BE A MULTIPLE OF THOSE SHOWN ABOVE.
4. LEAD COLORS ARE OPTIONAL. LEADS MUST ALWAYS BE NUMBERED AS SHOWN.

CD0005

REV. DESC: REVISE TO SHOW OPTIONAL COLORS			BALDOR ELECTRIC Co.
REV. LTR: E	BY: JLP	REVISED: 01/19/99 10:15	TDR: 0171435
CD0005		FILE: AAA00005140	MDL: –
		MTL: –	3PH, DV, 9 LEADS