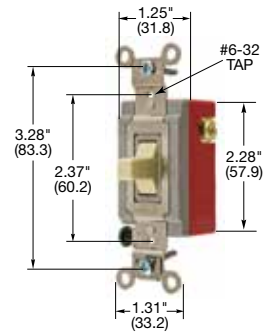




## Momentary Contact, Specification Grade, Single Pole, Double Throw, Center OFF 5A, 24V DC

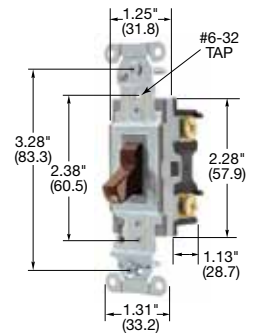
Description	Toggle Color	5A, 24V DC
Nylon toggle, back and side wired.	Brown	<b>HBL1557LV</b>
	Gray	<b>HBL1557GYLV</b>
	Ivory	<b>HBL1557ILV</b>
	Red	<b>HBL1557RLV</b>
	White	<b>HBL1557WLV</b>



**HBL1557ILV**

## Maintained Contact, Specification Grade, 5A, 24V DC

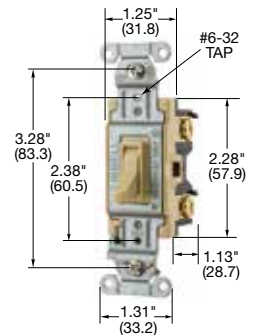
Description	Toggle Color	Single Pole	Double Pole	Three Way	Four Way
Nylon toggle, back and side wired.	Almond	<b>CSB120ALLV</b>	—	<b>CSB320ALLV</b>	—
	Black	<b>CSB120BKLV</b>	—	<b>CSB320BKLV</b>	—
	Brown	<b>CSB120BRLV</b>	—	<b>CSB320BRLV</b>	—
	Gray	<b>CSB120GYLV</b>	—	<b>CSB320GYLV</b>	—
	Ivory	<b>CSB120ILV</b>	—	<b>CSB320ILV</b>	—
	Light Almond	<b>CSB120LALV</b>	—	<b>CSB320LALV</b>	—
	Red	<b>CSB120RLV</b>	—	<b>CSB320RLV</b>	—
	White	<b>CSB120WHLV</b>	—	<b>CSB320WHLV</b>	—



**CSB120BRLV**

## Framed Commercial Series, Specification Grade, 20A, 120V AC

Description	Toggle Color	Single Pole	Double Pole	Three Way	Four Way
Nylon toggle, back and side wired.	Almond	<b>CSB120ALF</b>	—	<b>CSB320ALF</b>	—
	Ivory	<b>CSB120IF</b>	—	<b>CSB320IF</b>	—
	Light Almond	<b>CSB120LAF</b>	—	<b>CSB320LAF</b>	—
	White	<b>CSB120WF</b>	—	<b>CSB320WF</b>	—



**CSB120IF**

Note: See page D-8 for pre-wired/loaded devices.  
See page D-14 for accessories and section N for wallplates.  
See page D-20 for technical information.

### HP Conversion Chart

	120V	208V	240V	277V AC
15A	.5HP	1.5HP	2HP	2HP
20A	1HP	2HP	2HP	2HP

Dimensions in Inches (mm)