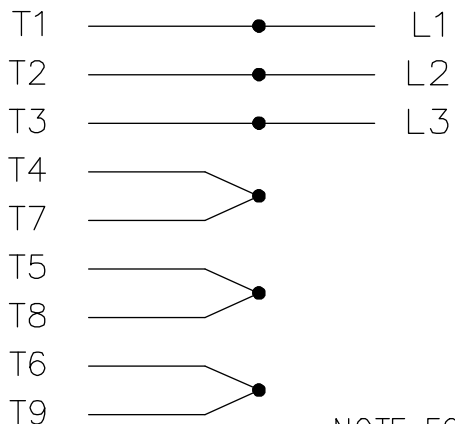


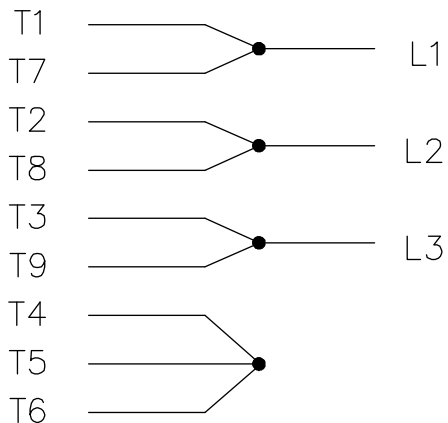
THREE PHASE
DUAL VOLTAGE MOTOR

HIGH VOLTAGE

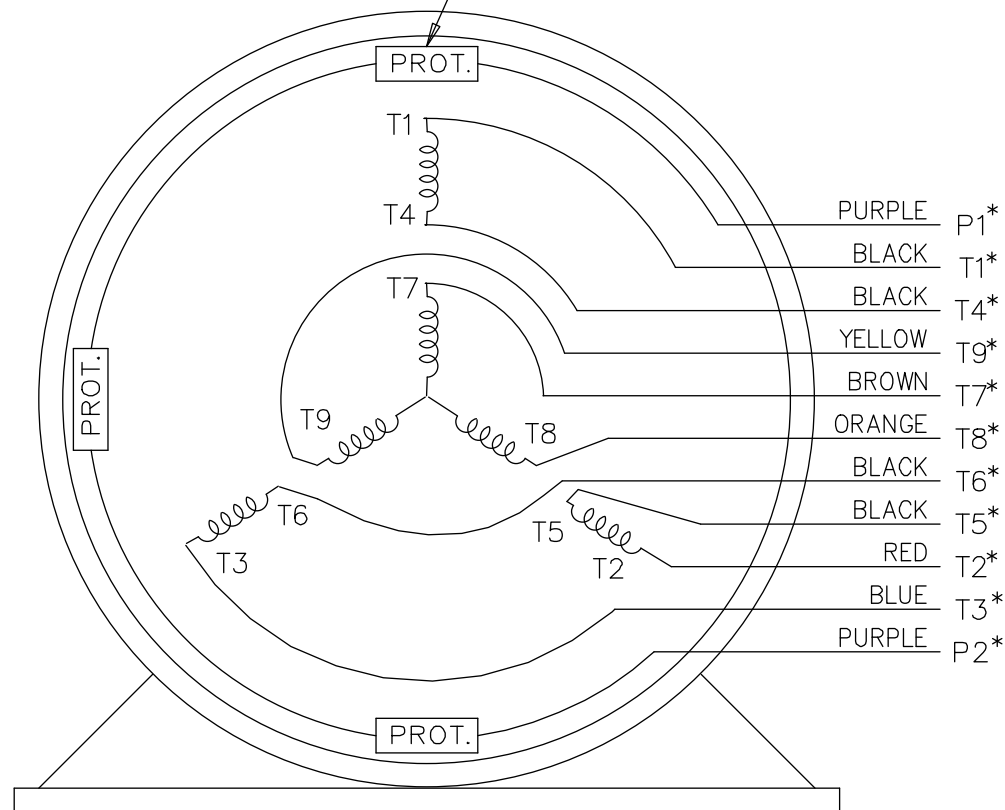


NOTE FOR FACTORY USE ONLY:
TO SURGE TEST FOR COMMON CONNECT:
HIGH VOLT: CONNECT P1 TO T1
THEN P2 TO L1
LOW VOLT: CONNECT P1 TO T1 & T7,
THEN P2 TO L1

LOW VOLTAGE



THREMO-PROTECTORS
CONNECTED IN SERIES.



VIEW OF TERMINAL END

* USE LEADS AS PER PLANT STANDARD IRRWSPECTIVE OF THEIR COLOUR.

NO.	REVISION	BY & DATE	CHK	ANG	TOLERANCES UNLESS SPECIFIED		FINISH	DRAWING NO.	PAGE OF	REV.	
					DEC.	INCHES					
05	ADDED * NOTE PER ECN # 26921	UD 01-30-2013	JD	DEC.	INCHES						
04	ADDED COLORS TO "T & P" LEADS CN 40494	MSG 08-08-2006	ML	.X	±.1						
03	RE-ISSUE	NJS 04-21-2004	JET	.XX	±.02						
02	REDRAWN	TAT 04-20-2004	ML	.XXX	±.005						
01	NEW DRAWING CN 34708	TJB 05-08-2002	ML	.XXXX	±.0005						
THIS DRAWING IN DESIGN AND DETAIL IS OUR PROPERTY AND MUST NOT BE USED EXCEPT IN CONNECTION WITH OUR WORK ALL RIGHTS OF DESIGN AND INVENTION ARE RESERVED THIS IS AN ELECTRONICALLY GENERATED DOCUMENT - DO NOT SCALE THIS PRINT							RFP	CAD FILE EE7308T_LE	SIZE A	DRAWING NO. EE7308T-LE	PAGE OF 05
							DIST LB-WP-LE				



ELECTRIC MOTORS
GEARMOTORS
AND DRIVES

TITLE CONNECTION DIAGRAM
3 PHASE - DUAL VOLTAGE MOTOR

DRAWN	TJB	05-07-2002
CHK	ML	05-08-2002
APPD	TB	05-08-2002
SCALE	1=1	
REF		
FMF		
PREV		