
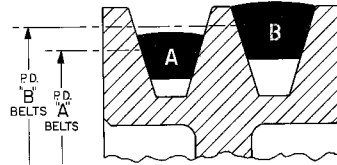
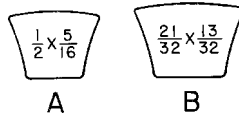


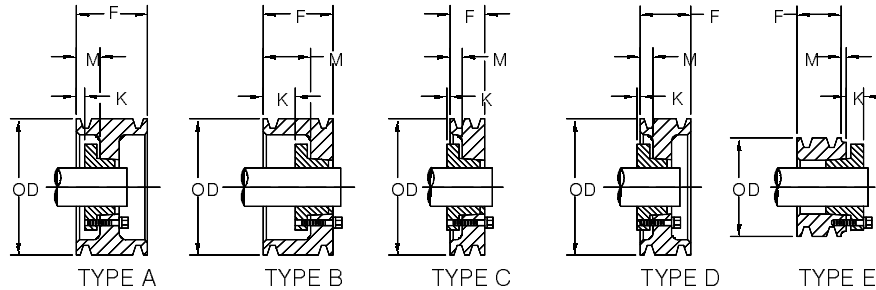
# SELECTION/DIMENSIONS



## A/B QD SHEAVES



Drawing illustrates how either A or B belts may be used with combination groove sheaves.



1-Groove		F = .84 A3.2 B3.6 thru A4.0 B4.4 Balance F=1					
O.D.▲	Part No.	Description	Wt.	Type†	M	K	
3.75	118283	1A3.0B3.4-SH	2.0	E1	0.44	0.68	
3.95	118284	1A3.2B3.6-SH	2.2	D1	0.05	0.63	
4.15	118285	1A3.4B3.8-SH	2.4	D1	0.05	0.63	
4.35	118286	1A3.6B4.0-SH	2.7	D1	0.05	0.63	
4.55	455550	1A3.8B4.2-SH	2.9	D1	0.05	0.63	
4.75	455551	1A4.0B4.4-SH	3.4	D1	0.05	0.63	
4.95	455552	1A4.2B4.6-SDS	4.0	D1	0.14	0.55	
5.15	455553	1A4.4B4.8-SDS	4.0	D1	0.14	0.55	
5.35	455554	1A4.6B5.0-SDS	4.0	D1	0.14	0.55	
5.55	455555	1A4.8B5.2-SDS	5.0	D1	0.14	0.55	
5.75	455556	1A5.0B5.4-SDS	5.0	D1	0.14	0.55	
5.95	455557	1A5.2B5.6-SDS	6.0	C1	0.25	0.45	
6.15	455558	1A5.4B5.8-SDS	6.0	C1	0.25	0.45	
6.35	455559	1A5.6B6.0-SDS	6.0	C1	0.25	0.45	
6.55	455560	1A5.8B6.2-SDS	6.0	C1	0.25	0.45	
6.75	455561	1A6.0B6.4-SDS	6.0	C1	0.25	0.45	
6.95	455562	1A6.2B6.6-SDS	7.0	C1	0.25	0.45	
7.15	455563	1A6.4B6.8-SDS	7.0	C1	0.25	0.45	
7.35	455564	1A6.6B7.0-SDS	7.5	D1	0.13	0.57	
7.75	455565	1A7.0B7.4-SDS	8.0	C1	0.25	0.45	
8.35	455566	1A7.6B8.0-SDS	8.0	D1	0.13	0.57	
8.95	455567	1A8.2B8.6-SDS	8.0	D2	0.13	0.57	
9.75	455568	1A9.0B9.4-SDS	8.0	D2	0.13	0.57	
11.35	455569	1A10.6B11.0-SDS	10.0	D2	0.13	0.57	
12.75	455570	1A12.0B12.4-SDS	11.0	D3	0.13	0.57	
13.95	455571	1A13.2B13.6-SDS	13.0	D3	0.06	0.63	
15.75	455572	1A15.0B15.4-SK	16.0	C3	0.06	0.83	
16.35	455573	1A15.6B16.0-SK	17.0	C3	0	0.89	
18.75	455574	1A18.0B18.4-SK	18.0	C3	0	0.89	
20.35	455575	1B20.0-SK	18.0	C3	0	0.89	


2-Groove		F = 1.75					
O.D.▲	Part No.	Description	Wt.	Type†	M	K	
3.75	455576	2A3.0B3.4-SH	3.2	E1	0.38	0.68	
3.95	455577	2A3.2B3.6-SH	3.4	E1	0	0.68	
4.15	455578	2A3.4B3.8-SH	3.9	E1	0	0.68	
4.35	455579	2A3.6B4.0-SH	3.8	A1	0.94	0.26	
4.55	455580	2A3.8B4.2-SH	4.4	A1	0.94	0.26	
4.75	455581	2A4.0B4.4-SH	4.6	A1	0.94	0.26	
4.95	455582	2A4.2B4.6-SDS	5.0	A1	1.00	0.30	
5.15	455583	2A4.4B4.8-SDS	4.1	A1	1.00	0.30	
5.35	455584	2A4.6B5.0-SDS	6.0	A1	1.00	0.30	
5.55	455585	2A4.8B5.2-SDS	7.0	A1	1.00	0.30	
5.75	455586	2A5.0B5.4-SDS	7.0	A1	1.00	0.30	
5.95	455587	2A5.2B5.6-SDS	7.0	A1	0.81	0.12	
6.15	455588	2A5.4B5.8-SDS	7.0	D1	0.69	0.01	
6.35	455589	2A5.6B6.0-SDS	7.0	D1	0.69	0.01	
6.55	455590	2A5.8B6.2-SDS	6.3	D1	0.69	0.01	
6.75	455591	2A6.0B6.4-SDS	8.0	D1	0.69	0.01	
6.95	455592	2A6.2B6.6-SDS	8.2	D1	0.69	0.01	
7.15	455593	2A6.4B6.8-SDS	9.0	D1	0.69	0.01	
7.35	455594	2A6.6B7.0-SK	10.0	C1	0.50	0.39	
7.75	455595	2A7.0B7.4-SK	11.0	C1	0.50	0.39	
8.35	455596	2A7.6B8.0-SK	11.0	D2	0.44	0.46	
8.95	455597	2A8.2B8.6-SK	12.0	D2	0.44	0.46	
9.75	455598	2A9.0B9.4-SK	12.0	D2	0.44	0.46	
11.35	455599	2A10.6B11.0-SK	14.0	D2	0.44	0.46	
12.75	455600	2A12.0B12.4-SK	18.0	D3	0.44	0.46	
13.95	455601	2A13.2B13.6-SK	19.0	D3	0.38	0.52	
15.75	455602	2A15.0B15.4-SK	24.0	D3	0.44	0.46	
16.35	455603	2A15.6B16.0-SK	22.0	D3	0.44	0.46	
18.75	455604	2A18.0B18.4-SK	29.0	D3	0.31	0.58	
20.35	455605	2B20.0-SF	30.0	D3	0.38	0.57	
25.35	455606	2B25.0-SF	40.0	D3	0.38	0.57	
30.35	455607	2B30.0-SF	50.0	D3	0.38	0.57	
38.35	455608	2B38.0-SF	70.0	D3	0.34	0.60	

▲ P.D. for "A" Belts = O.D. - .37"  
P.D. for "B" Belts = O.D. + .01"

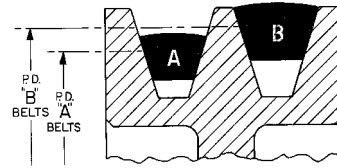
† Type 1 = Block Type, 2 = Web, 3 = Arm - See page PT7-2.

BELTS PAGES PT7-28-PT7-41	SELECTION: WEDGE PAGES PT7-42-PT7-83	SELECTION: CLASSICAL PAGES PT7-84-PT7-123	ENGINEERING/TECHNICAL PAGES PT7-123-PT7-128
------------------------------	---	--	--

# SELECTION/DIMENSIONS



## A/B QD SHEAVES



Drawing illustrates how either A or B belts may be used with combination groove sheaves.

3-Groove			F=2.50			
O.D.▲	Part No.	Description	Wt.	Type†	M	K
3.75	455609	3A3.0B3.4-SH	4.2	E1	0.38	0.68
3.95	455610	3A3.2B3.6-SH	4.7	E1	0	0.68
4.15	455611	3A3.4B3.8-SH	5.4	E1	0	0.68
4.35	455612	3A3.6B4.0-SH	4.8	E1	0	0.68
4.55	455613	3A3.8B4.2-SH	5.4	E1	0	0.68
4.75	455614	3A4.0B4.4-SH	5.6	E1	0	0.68
4.95	455615	3A4.2B4.6-SD	8.0	A1	1.06	0.37
5.15	455616	3A4.4B4.8-SD	8.5	A1	1.06	0.67
5.35	455617	3A4.6B5.0-SD	9.0	A1	1.06	0.67
5.55	455618	3A4.8B5.2-SD	9.0	A1	1.06	0.37
5.75	455619	3A5.0B5.4-SD	10.0	A1	1.06	0.37
5.95	455620	3A5.2B5.6-SD	11.0	A1	1.06	0.37
6.15	455621	3A5.4B5.8-SD	9.1	A1	1.06	0.37
6.35	455622	3A5.6B6.0-SD	10.0	A1	1.06	0.37
6.55	455623	3A5.8B6.2-SD	11.0	A1	1.06	0.37
6.75	455624	3A6.0B6.4-SD	11.0	A1	1.06	0.37
6.95	455625	3A6.2B6.6-SD	12.0	A1	1.06	0.37
7.15	455626	3A6.4B6.8-SD	13.0	A1	1.06	0.37
7.35	455627	3A6.6B7.0-SK	13.0	D1	0.75	0.14
7.75	455628	3A7.0B7.4-SK	13.0	D1	0.75	0.14
8.35	455629	3A7.6B8.0-SK	14.0	D1	0.88	0.02
8.95	455630	3A8.2B8.6-SK	13.0	D1	0.88	0.02
9.75	455631	3A9.0B9.4-SK	16.0	D2	0.75	0.14
11.35	455632	3A10.6B11.0-SK	19.0	D2	0.75	0.14
12.75	455633	3A12.0B12.4-SK	24.0	D3	0.75	0.14
13.95	455634	3A13.2B13.6-SK	24.0	D3	0.69	0.21
15.75	455635	3A15.0B15.4-SK	30.0	D3	0.75	0.14
16.35	455636	3A15.6B16.0-SK	27.0	D3	0.75	0.14
18.75	455637	3A18.0B18.4-SK	38.0	D3	0.75	0.14
20.35	455638	3B20.0-SF	38.0	D3	0.63	0.32
25.35	455639	3B25.0-SF	51.0	D3	0.63	0.32
30.35	455640	3B30.0-SF	65.0	D3	0.63	0.32
38.35	455641	3B38.0-E	95.0	D3	0.63	0.57

4-Groove			F=3.25			
O.D.▲	Part No.	Description	Wt.	Type†	M	K
3.75	455642	4A3.0B3.4-SD	5.5	E1	0.47	0.70
3.95	455643	4A3.2B3.6-SD	5.8	E1	0.47	0.70
4.15	455644	4A3.4B3.8-SD	6.2	E1	0.47	0.70
4.35	455645	4A3.6B4.0-SD	6.6	E1	0	0.70
4.55	455646	4A3.8B4.2-SD	6.9	E1	0	0.70
4.75	455647	4A4.0B4.4-SD	7.5	E1	0	0.70
4.95	455648	4A4.2B4.6-SD	7.5	A1	1.50	0.80
5.15	455649	4A4.4B4.8-SD	7.3	A1	1.50	0.80
5.35	455650	4A4.6B5.0-SD	10.0	A1	1.50	0.80
5.55	455651	4A4.8B5.2-SD	11.0	A1	1.50	0.80
5.75	455652	4A5.0B5.4-SD	11.0	A1	1.50	0.80
5.95	455653	4A5.2B5.6-SD	12.0	A1	1.50	0.80
6.15	455654	4A5.4B5.8-SD	11.0	A1	1.50	0.80
6.35	455655	4A5.6B6.0-SD	11.0	A1	1.50	0.80
6.55	455656	4A5.8B6.2-SD	14.0	A1	1.50	0.80
6.75	455657	4A6.0B6.4-SD	14.0	A1	1.50	0.80
6.95	455658	4A6.2B6.6-SD	14.0	A1	1.50	0.80
7.15	455659	4A6.4B6.8-SD	14.0	A1	1.50	0.80
7.35	455660	4A6.6B7.0-SK	14.0	A1	1.00	0.11
7.75	455661	4A7.0B7.4-SK	15.0	A1	1.25	0.36
8.35	455662	4A7.6B8.0-SK	15.0	A1	1.38	0.48
8.95	455663	4A8.2B8.6-SK	17.0	A1	1.50	0.61
9.75	455664	4A9.0B9.4-SK	19.0	A2	1.13	0.23
11.35	455665	4A10.6B11.0-SK	22.0	A2	1.00	0.11
12.75	455666	4A12.0B12.4-SK	29.0	A3	1.00	0.11
13.95	455667	4A13.2B13.6-SK	29.0	A3	1.00	0.11
15.75	455668	4A15.0B15.4-SF	39.0	A3	1.13	0.18
16.35	455669	4A15.6B16.0-SF	34.0	A3	1.00	0.06
18.75	455670	4A18.0B18.4-SF	47.0	A3	1.00	0.06
20.35	455671	4B20.0-SF	46.0	A3	1.00	0.06
25.35	455672	4B25.0-E	66.0	D3	1.00	0.20
30.35	455673	4B30.0-E	83.0	D3	0.63	0.57
38.35	455674	4B38.0-E	115.0	D3	1.00	0.20


s P.D. for "A" Belts = O.D. - .37"

P.D. for "B" Belts = O.D. + .01"

† Type 1 = Block Type, 2 = Web, 3 = Arm - See page PT7-2.

BELTS PAGES PT7-28-PT7-41	SELECTION: WEDGE PAGES PT7-42-PT7-83	SELECTION: CLASSICAL PAGES PT7-84-PT7-123	ENGINEERING/TECHNICAL PAGES PT7-123-PT7-128
------------------------------	---	--	--

# SELECTION/DIMENSIONS



## A/B QD SHEAVES

5-Groove			F = 4.00			
O.D.▲	Part No.	Description	Wt.	Type†	M	K
3.75	455675	5A3.0B3.4-SD	5.9	E1	0.47	0.70
3.95	455676	5A3.2B3.6-SD	6.5	E1	0.47	0.70
4.15	455677	5A3.4B3.8-SD	7.2	E1	0.47	0.70
4.35	455678	5A3.6B4.0-SD	7.3	E1	0	0.70
4.55	455679	5A3.8B4.2-SD	8.0	E1	0	0.70
4.75	455680	5A4.0B4.4-SD	8.8	E1	0	0.70
4.95	455681	5A4.2B4.6-SD	9.0	A1	1.31	0.62
5.15	455682	5A4.4B4.8-SD	8.5	A1	1.31	0.62
5.35	455683	5A4.6B5.0-SD	11.0	A1	1.31	0.62
5.55	455684	5A4.8B5.2-SD	12.0	A1	1.31	0.62
5.75	455685	5A5.0B5.4-SK	12.0	A1	1.31	0.42
5.95	455686	5A5.2B5.6-SK	12.0	A1	1.31	0.42
6.15	455687	5A5.4B5.8-SK	13.0	A1	1.31	0.42
6.35	455688	5A5.6B6.0-SK	14.0	A1	1.31	0.42
6.55	455689	5A5.8B6.2-SK	13.0	A1	1.31	0.42
6.75	455690	5A6.0B6.4-SK	16.0	A1	1.31	0.42
6.95	455691	5A6.2B6.6-SK	15.0	A1	1.31	0.42
7.15	455692	5A6.4B6.8-SK	17.0	A1	1.31	0.42
7.35	455693	5A6.6B7.0-SF	16.0	A1	1.31	0.37
7.75	455694	5A7.0B7.4-SF	20.0	A1	1.31	0.37
8.35	455695	5A7.6B8.0-SF	17.0	A1	1.31	0.37
8.95	455696	5A8.2B8.6-SF	24.0	A1	1.31	0.37
9.75	455697	5A9.0B9.4-SF	24.0	A1	1.31	0.37
11.35	455698	5A10.6B11.0-SF	29.0	A2	1.31	0.37
12.75	455699	5A12.0B12.4-SF	34.0	A3	1.06	0.12
13.95	455700	5A13.2B13.6-SF	33.0	A3	1.31	0.37
15.75	455701	5A15.0B15.4-SF	46.0	A3	1.31	0.37
16.35	455702	5A15.6B16.0-SF	38.0	A2	1.25	0.31
18.75	455703	5A18.0B18.4-SF	55.0	A3	1.31	0.37
20.35	455704	5B20.0-E	58.0	A3	1.25	0.05
25.35	455705	5B25.0-E	76.0	A3	1.25	0.05
30.35	455706	5B30.0-E	97.0	A3	1.25	0.05
38.35	455707	5B38.0-E	135.0	A3	1.25	0.05

6-Groove			F = 4.75			
O.D.▲	Part No.	Description	Wt.	Type†	M	K
3.75	455708	6A3.0B3.4-SD	6.7	E1	0.38	0.70
3.95	455709	6A3.2B3.6-SD	7.4	E1	0.38	0.70
4.15	455710	6A3.4B3.8-SD	8.0	E1	0.38	0.70
4.35	455711	6A3.6B4.0-SD	8.4	E1	0	0.70
4.55	455712	6A3.8B4.2-SD	9.0	E1	0	0.70
4.75	455713	6A4.0B4.4-SD	10.0	E1	0	0.70
4.95	455714	6A4.2B4.6-SD	10.0	A1	1.31	0.62
5.15	455715	6A4.4B4.8-SD	10.0	A1	1.31	0.62
5.35	455716	6A4.6B5.0-SD	12.0	A1	1.31	0.62
5.55	455717	6A4.8B5.2-SD	13.0	A1	1.31	0.62
5.75	455718	6A5.0B5.4-SK	13.0	A1	1.31	0.42
5.95	455719	6A5.2B5.6-SK	14.0	A1	1.31	0.42
6.15	455720	6A5.4B5.8-SK	12.0	A1	1.31	0.42
6.35	455721	6A5.6B6.0-SK	15.0	A1	1.31	0.42
6.55	455722	6A5.8B6.2-SK	15.0	A1	1.31	0.42
6.75	455723	6A6.0B6.4-SK	17.0	A1	1.31	0.42
6.95	455724	6A6.2B6.6-SK	17.0	A1	1.31	0.42
7.15	455725	6A6.4B6.8-SK	19.0	A1	1.31	0.42
7.35	455726	6A6.6B7.0-SF	18.0	A1	1.69	0.75
7.75	455727	6A7.0B7.4-SF	22.0	A1	1.69	0.75
8.35	455728	6A7.6B8.0-SF	23.0	A1	1.69	0.75
8.95	455729	6A8.2B8.6-SF	26.0	A1	1.69	0.75
9.75	455730	6A9.0B9.4-SF	27.0	A1	1.69	0.75
11.35	455731	6A10.6B11.0-SF	32.0	A2	1.69	0.75
12.75	455732	6A12.0B12.4-SF	39.0	A3	1.50	0.56
13.95	455733	6A13.2B13.6-SF	38.0	A3	1.69	0.75
15.75	455734	6A15.0B15.4-SF	50.0	A2	1.81	0.87
16.35	455735	6A15.6B16.0-SF	44.0	A2	1.81	0.87
18.75	455736	6A18.0B18.4-SF	62.0	A3	1.75	0.81
20.35	455737	6B20.0-E	65.0	A3	1.38	0.18
25.35	455738	6B25.0-E	87.0	A3	1.38	0.18
30.35	455739	6B30.0-E	111.0	A3	1.38	0.18
38.35	455740	6B38.0-E	155.0	A3	1.38	0.18

8-Groove			F = 6.25			
O.D.▲	Part No.	Description	Wt.	Type†	M	K
5.8	455741	8B5.4-SK	15.0	A1	1.88	0.98
6.0	455742	8B5.6-SK	16.0	A1	1.88	0.98
6.4	455743	8B6.0-SF	21.0	A1	1.81	0.87
6.8	455744	8B6.4-SF	23.0	A1	1.81	0.87
7.2	455745	8B6.8-SF	25.0	A1	1.25	0.31
7.8	455746	8B7.4-SF	28.0	A1	1.25	0.31
9.0	455747	8B8.6-E	40.0	A1	2.38	1.18
9.8	455748	8B9.4-E	43.0	A1	2.38	1.18
11.4	455749	8B11.0-E	49.0	A1	2.38	1.18
12.8	455750	8B12.4-E	56.0	A2	2.38	1.18
15.8	455751	8B15.4-E	69.0	A2	2.38	1.18
18.8	455752	8B18.4-F	91.0	D3	1.31	0.11
20.4	455753	8B20.0-F	84.0	D3	1.31	0.11
25.4	455754	8B25.0-F	111.0	D3	1.31	0.11
30.4	455755	8B30.0-F	142.0	D3	1.31	0.11
38.4	455756	8B38.0-F	200.0	D3	1.31	0.11

10-Groove			F = 7.75			
O.D.▲	Part No.	Description	Wt.	Type†	M	K
5.8	455757	10B5.4-SK	18.0	A1	3.25	2.36
6.0	455758	10B5.6-SK	19.0	A1	3.50	2.61
6.4	455759	10B6.0-SF	24.0	A1	3.25	2.31
6.8	455760	10B6.4-SF	26.0	A1	3.50	2.56
7.2	455761	10B6.8-SF	28.0	A1	3.00	2.06
7.8	455762	10B7.4-SF	32.0	A1	2.56	1.62
9.0	455763	10B8.6-E	47.0	A1	3.13	1.93
9.8	455764	10B9.4-E	48.0	A1	3.13	1.93
11.4	455765	10B11.0-E	56.0	A1	3.13	1.93
12.8	455766	10B12.4-F	64.0	A1	3.13	1.70
15.8	455767	10B15.4-F	88.0	A2	2.06	0.64
18.8	455768	10B18.4-F	103.0	A3	2.06	0.64
20.4	455769	10B20.0-F	99.0	A3	2.06	0.64
25.4	455770	10B25.0-F	132.0	A3	2.06	0.64
30.4	455771	10B30.0-F	169.0	A3	2.06	0.64
38.4	455772	10B38.0-J	257.0	D3	1.44	0.16

s P.D. for "A" Belts = O.D. - .37"  
P.D. for "B" Belts = O.D. + .01"

† Type 1 = Block Type, 2 = Web, 3 = Arm - See page PT7-2.

BELTS PAGES PT7-28-PT7-41	SELECTION: WEDGE PAGES PT7-42-PT7-83	SELECTION: CLASSICAL PAGES PT7-84-PT7-123	ENGINEERING/TECHNICAL PAGES PT7-123-PT7-128
------------------------------	---	--	--