

Stock D-V Wedge Drives: Standard Motor Speeds

Step 1—Determine Service Factor. Refer to Typical Service Factors, Table 2. Locate type of Driven and Driver equipment. (If an idler is used, increase the factor by value indicated). Correct factor is determined by: **1.** The extent and frequency of peak loads. **2.** Number of operating hours/year (broken down in average hours/day of continuous service). **3.** Proper service category. (Intermittent, Normal or Continuous). Select the one closest to the application conditions.

Step 2—Compute Design HP. Multiply normal running HP required or nameplate rating by service factor obtained in Step 1.

Step 3—Choose Belt Section. Using Table 1, below, read up from design HP figure obtained in Step 2 and over from the RPM of faster shaft. This intersection indicates belt section.

Step 4—Select the Drive. **a).** Using belt section from Step 3, refer to Stock Drive Selection Tables beginning on page PT7-46. **b).** Under appropriate driver speed column find Driven RPM nearest to the desired speed. To the right note HP per Belt. Read left for Driver/Driven Sheave information. (If driver is an electric motor be sure motor sheave diameter is not less than shown in Table 3). **c).** Read onto opposite page and find figure nearest the required center distance. Note Arc-Length Correction Factor in the shaded row **below** the C.D. figure. **d).** Read to the top of the table for the belt size. **e).** **To determine number of belts,** multiply the HP per Belt value by the ArcLength Correction Factor. This is the corrected hp/belt. Divide design HP by corrected HP figure to determine number of belts required.

EXAMPLE OF SELECTION

Select a D-V Wedge drive for a positive blower, with a 2-15/16" shaft, to run @ 290 RPM, driven by a 30 HP, 1160 squirrel cage electric motor with a 2 1/8" shaft. Desired center distance is 26". Service is continuous.

Step 1—Service factor from Table 2 is 1.4.

Step 2—Design HP = 1.4x30 = 42 HP.

Step 3—A 5V belt section is shown in Table 1 when reading to the right of 1160 RPM and up from 42 design HP.

Step 4—Turn to 5V Stock Drive Selection Tables. On page PT7-68, under 1160 RPM Driver, read down to find 290 RPM. The nearest appears as 291.

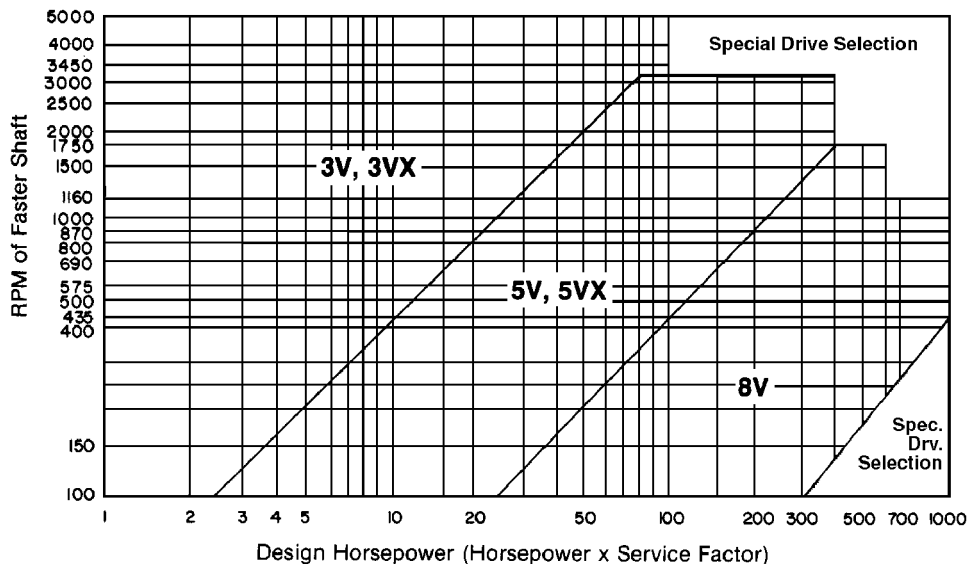
Note HP/belt as 10.00 for all D-V and POLYBAND belts over 200" and 12.00 for POLYBAND belts under 200". Also note sheaves listed as 7.1 Driver, 28.0 Driven. Table 3 shows driver is not undersize. Reading toward the right the C.D. figure nearest 26" is 26.4. The correction factor below the C.D. figure is .92. Top of table shows belt size as 5VX 1120.

The HP/belt for D-V is 12.00. This value x the .92 factor= 11.04 corrected HP/belt. 42 HP ÷ 11.04 = 3.80 Going to the next whole number, drive requires 3 belts. (Center to center operating distance is 26.4 nominal.)

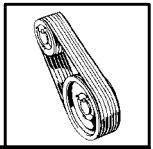
Order: 1. 4-5VX 1120 D-V belts. **2.** 1 - 4/5V7.1-2517 Taper-Lock Sheave. **3.** 1 - 2 1/8" bore 2517 bushing.

4. 1 - 4/5V28.0-3535 TAPER-LOCK Sheave. **5.** 1 - 2 15/16" bore 3535 bushing.

TABLE 1 — NARROW CROSS SECTION SELECTION CHART



SHEAVES PAGES PT7-2-PT7-27	BELTS PAGES PT7-28-PT7-41	SELECTION: CLASSICAL PAGES PT7-84-PT7-123	ENGINEERING/TECHNICAL PAGES PT7-123-PT7-128
-------------------------------	------------------------------	--	--



SELECTION

Service Factors

Table 2 - Typical Service Factors

Driven Machine Types Note: Certain machines may require flywheel sheaves or special construction to withstand heavy shock loads. Consult Mfg'r.	Driver: Normal Torque NEMA Des. A or B Motors DC Shunt Wound Motors Multi-Cylinder Engines			Driver: High Torque NEMA Des. C or D Motors DC Series Wound Motors Single Cylinder Engines			
	Service*			Service*			
	Intermit.	Normal	Contin.	Intermit.	Normal	Cont.	
Agitators for Liquids Blowers and Exhausters Centrif. Pumps, Compressors Fans up to 10HP Light Duty Conveyors	1.0	1.1	1.2	1.1	1.2	1.3	* Note: Intermittent: Up to 6 Hrs/Day Normal: 6-16 Hrs/Day Continuous: 16-24 Hrs/Day Adder for Idlers: Outside on slack side 0.1 Inside on tight side 0.1 Outside on tight side 0.2
Belt Conveyors, Bulk Mat'l Dough Mixers Fans over 10 HP Generators Line Shafts Laundry Machinery Machine Tools Punches, Presses, Shears Printing Machinery Positive Displ. Rotary Pumps Revolving & Vibrating Screens	1.1	1.2	1.3	1.2	1.3	1.4	
Brick Machinery Bucket Elevators Exciters Piston Compressors Conveyors: Drag, Pan, Screw Paper Mill Beaters Piston Pumps Pos. Displacement Blowers Pulverizers Saw Mill, Woodworking Mach'y Textile Machinery	1.2	1.3	1.4	1.4	1.5	1.6	
Crushers: Gyratory, Jaw, Roll Mills: Ball, Rod, Tube Hoists Rubber Calendars, Extruders, Mills	1.3	1.4	1.5	1.6	1.7	1.8	
Chokable Equipment, Fire Hazzard	2.0	2.0	2.0	2.0	2.0	2.0	

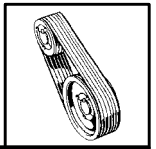
Table 3 - NEMA Min. Sheave Dia. for D-V Wedge Drives

Motor		Motor Horsepower																								
RPM	Sheave	1/2	3/4	1	1-1/2	2	3	5	7-1/2	10	15	20	25	30	40	50	60	75	100	125	150	200	250	300	350	400
870	Min O.D.	2.2	2.4	2.4	2.4	3.0	3.0	3.8	4.4	5.2	6.0	6.8	6.8	6.8	8.2	8.4	10.0	9.5	12.0	12.5	13.2	13.2	15.0
	Max F.W.	2.3	2.3	2.8	2.8	3.4	3.4	4.0	4.0	4.7	4.7	5.3	5.3	5.9	5.9	7.3	7.3	8.5	8.5	8.5	11.6	11.6	11.6
1160	Min O.D.	...	2.2	2.4	2.4	2.4	3.0	3.0	3.8	4.4	4.4	5.2	6.0	6.8	6.8	8.2	9.0	10.0	10.0	12.0	13.2	13.2	13.2	15.0	14.1	...
	Max F.W.	...	2.3	2.3	2.8	2.8	3.4	3.4	4.0	4.0	4.7	4.7	5.3	5.3	5.9	5.9	7.3	7.3	8.5	8.5	8.5	11.6	11.6	11.6	11.6	...
1750	Min O.D.	2.2	2.4	2.4	2.4	3.0	3.0	3.8	4.4	4.4	4.4	5.2	6.0	6.8	7.4	8.6	8.6	10.5	10.5	13.2	13.2	13.2	14.1	14.1
	Max F.W.	2.3	2.3	2.3	2.8	2.8	3.4	3.4	4.0	4.0	4.7	4.7	5.3	5.3	5.9	5.9	7.3	7.3	8.5	9.4	9.4	11.6	11.6	11.6
3500	Min O.D.	2.2	2.4	2.4	3.0	3.8	4.4	4.4
	Max F.W.	2.3	2.3	2.8	2.8	3.4	4.0	4.0

Data in unshaded area is per NEMA Standard MG1-14.42.
F.W. = Face Width of sheave

Data in shaded area subject to approval of motor manufacturer.

SHEAVES PAGES PT7-2-PT7-27	BELTS PAGES PT7-28-PT7-41	SELECTION: CLASSICAL PAGES PT7-84-PT7-123	ENGINEERING/TECHNICAL PAGES PT7-123-PT7-128
-------------------------------	------------------------------	--	--



SELECTION

Stock D-V Wedge Drives: Non Standard Motor Speeds & Speed-up Drives

For Speeds Other Than Standard Motor Speeds:

Step 1 - Determine Speed Ratio = $\left(\frac{\text{Driver RPM}}{\text{Driven RPM}} \right)$

Step 2 - Compute Design HP Multiply normal running HP required or nameplate rating by service factor from Table 2.

Step 3 - Determine Maximum Diameter of Driver Sheave

@ 6500 FPM : O.D. = $\frac{6500 \text{ FPM}}{.262 \times \text{RPM}}$

Step 4 - Select Belt Cross Section. Using Table 1, read up from design HP figure obtained in Step 2 and over from the RPM of faster shaft. This intersection indicates belt section.

Step 5 - Select Drive. Using the belt section from Step 4, make a tentative sheave selection from **stock drive tables**. (Note that several choices are available in the ratio obtained from Step 1. Other choices close to this ratio may also produce a functional drive.) Read onto opposite page and find figure nearest the required center distance. The Arc-Length correction factor is listed in the **shaded row below** the C.D. figure. Read to the top of the table for the belt size.

Step 6 - Size the Drive. From basic horsepower tables locate HP rating at intersection of RPM of faster shaft row and small sheave column. To this, add the "additional HP" figure based on drive ratio. This becomes the rated HP. Multiply this sum by the arc-length correction factor noted in Step 5. This becomes the corrected HP per belt. To find

Required number of belts : $\frac{\text{Design HP}}{\text{Correction HP/Belt}}$

EXAMPLE OF SELECTION

A V-drive is needed for a 30 HP 2200 RPM gasoline engine, with a 2¹/₄" dia. shaft, driving a generator, with a 2⁷/₁₆" dia. shaft, @ 1800 RPM. It runs 8 hrs. a day. Center distance is 31".

Step 1 - Speed Ratio = $\frac{2200}{1800} = 1.23$

Step 2 - Service Factor = 1.2 Design HP = 30 x 1.2 = 36

Step 3 - Driver Sheave Max. Dia. = $\frac{6500}{.262 \times 2200} = 11.3$

Step 4 - Belt Cross Section = Table 1 indicates 3VX.

Step 5 - In 3VX **Stock Drive Selection Tables** on pages PT7-48 and PT7-49, find the 1.23 ratio obtained in the Step 1 calculation. At the top of page PT7-48, the most economical drive is shown as 6.5 Driver, 8.0 Driven. The C.D. nearest 31" is 31.1. The correction factor below the C.D. figure is 1.05. Top of the column shows a 3VX850 belt. Refer to **Basic HP Tables** on page PT7-78. and PT7-79. From the 2200 RPM of faster shaft row and down from the 6.5 smaller sheave heading: 10.2 HP/belt plus an additional hp of .23 in the 1.19 thru 1.26 ratio column. The sum = 10.43 HP/belt x 1.05 arc length correction factor = 10.95 HP/belt.

Number of belts = $\frac{36}{10.95} = 3.28$ or 4 belts

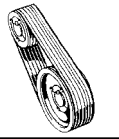
Order: 1- 4 groove 3V 6.5 TAPER-LOCK Sheave, 1-2517 2¹/₄" bore bushing, 1-4 groove 8.0 TAPER-LOCK Sheave, 1- 2517 2⁷/₁₆" bore bushing, 4-3VX850 D-V Wedge Belts.

Example of a 3V Speed-Up Drive—

A 20 HP 1750 RPM AC motor, with a 1-5/8" dia. shaft, is to drive a blower, with a 1-7/16" shaft, @ 2500 RPM. The center distance = 26". Equipment runs 24 hrs./day.

1. Service Factor from Table 2 is 1.2.
2. Design HP=20x1.2=24 HP
3. Speed Ratio = $\frac{2500}{1750} = 1.43$
4. In Stock Drive Table, under 1.43 ratio, sheaves are listed as 5.6 Driver/8.0 Driven. (In a speed-up drive, the 5.6 sheave becomes the Driven, the 8.0 the Driver). The opposite page of the table shows the closest center distance as 26.8 with an arc correction factor of 1.03. Belt shown at top of column is 3VX750.
5. From **Basic Horsepower Tables** a 5.6 sheave @ 2500 RPM = (9.46 + .37) = 9.83. 9.83 X 1.03 arc length correction factor = 10.12 corrected HP/belt.
6. Number of Belts = $\frac{\text{Design HP}}{\text{Corrected HP}} = \frac{24}{10.12} = 2.37$ or 3 belts.
7. Order: 1-3 groove 3V 8.0 TAPER-LOCK Sheave, 1-1⁵/₈" bore 2517 bushing, 1-3 groove 3V 5.6 TAPER-LOCK Sheave, 1-1⁷/₁₆" bore 1610 bushing, 3-3VX750 D-V belts.

SHEAVES PAGES PT7-2-PT7-27	BELTS PAGES PT7-28-PT7-41	SELECTION: CLASSICAL PAGES PT7-84-PT7-123	ENGINEERING/TECHNICAL PAGES PT7-123-PT7-128
-------------------------------	------------------------------	--	--



SELECTION

Table 4 - Narrow Belt Length Correction Factors

Belt Lgth. s	Factor for Belts:			Belt Lgth. s	Factor for Belts:		
	3VX	5V, 5VX	8V, 8VX		3VX	5V, 5VX	8V, 8VX
25	.83	118	1.12	.99	.89
26.5	.84	125	1.13	1.00	.90
28	.85	132	1.14	1.01	.91
30	.86	140	1.15	1.02	.92
31.5	.87	150	1.16	1.03	.93
33.5	.88	160	...	1.04	.94
35.5	.89	170	...	1.05	.94
37.5	.90	180	...	1.06	.95
40	.92	190	...	1.07	.96
42.5	.93	200	...	1.08	.97
45	.94	212	...	1.09	.98
47.5	.95	224	...	1.09	.98
50	.96	.85	...	236	...	1.10	.99
53	.97	.86	...	250	...	1.11	1.00
56	.98	.87	...	265	...	1.12	1.01
60	.99	.88	...	280	...	1.13	1.02
63	1.00	.89	...	300	...	1.14	1.03
67	1.01	.90	...	315	...	1.15	1.03
71	1.02	.91	...	335	...	1.16	1.04
75	1.03	.92	...	355	...	1.17	1.05
80	1.04	.93	...	375	1.06
85	1.06	.94	...	400	1.07
90	1.07	.95	...	425	1.08
95	1.08	.96	...	450	1.09
100	1.09	.96	.87	475	1.09
106	1.10	.97	.88	500	1.10
112	1.11	.98	.88	560	1.11

s Outside circumference in inches.

Table 5 - Arc Correction Factors

$\frac{D-d}{C}$ ★	Approx. Arc of Contact on Small Shv.	Factor
.00	180°	1.00
.10	174°	.99
.20	169°	.97
.30	163°	.96
.40	157°	.94
.50	151°	.93
.60	145°	.91
.70	139°	.89
.80	133°	.87
.90	127°	.85
1.00	120°	.82
1.10	113°	.80
1.20	106°	.77
1.30	99°	.73
1.40	91°	.70
1.50	83°	.65

★ D = Dia. of large sheave.

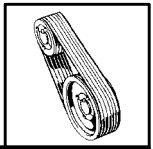
d = Dia. of small sheave.

C = Center distance.

NOTE: To determine required belt length when center distance and sheave diameters are known, use the following formula.

$$L = 2C + 1.57(D + d) + \frac{(D - d)^2}{4c}$$

SELECTION



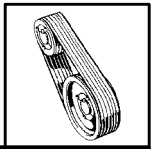
3VX STOCK DRIVE SELECTIONS

Speed Ratio	Stock Sheaves		3500 RPM Driver		1750 RPM Driver		1160 RPM Driver		Belt Number and Approx. Center Distance							
	Diameter		Driven RPM	HP/Belt 3VX	Driven RPM	HP/Belt 3VX	Driven RPM	HP/Belt 3VX	3VX 250	3VX 265	3VX 280	3VX 300	3VX 315	3VX 335	3VX 355	3VX 375
	Driver	Driven														
1.00	2.65	2.65	3500	3.78	1750	2.15	1160	1.52	8.3	9.1	9.8	10.8	11.6	12.6	13.6	14.6
	2.80	2.80	3500	4.25	1750	2.41	1160	1.69	8.1	8.9	9.6	10.6	11.4	12.4	13.4	14.4
	3.00	3.00	3500	4.88	1750	2.75	1160	1.93	7.8	8.5	9.3	10.3	11.0	12.0	13.0	14.0
	3.15	3.15	3500	5.34	1750	3.01	1160	2.10	7.6	8.3	9.1	10.1	10.8	11.8	12.8	13.8
	3.35	3.35	3500	5.96	1750	3.34	1160	2.34	7.2	8.0	8.7	9.7	10.5	11.5	12.5	13.5
	3.65	3.65	3500	6.86	1750	3.85	1160	2.68	6.8	7.5	8.3	9.3	10.0	11.0	12.0	13.0
	4.12	4.12	3500	8.24	1750	4.63	1160	3.22	6.0	6.8	7.5	8.5	9.3	10.3	11.3	12.3
	4.50	4.50	3500	9.32	1750	5.25	1160	3.65	...	6.2	6.9	7.9	8.7	9.7	10.7	11.7
	4.75	4.75	3500	10.01	1750	5.65	1160	3.93	...	5.8	6.5	7.5	8.3	9.3	10.3	11.3
	5.00	5.00	3500	10.88	1750	6.06	1160	4.21	6.2	7.2	7.9	8.9	9.9	10.9
	5.30	5.30	3500	11.48	1750	6.53	1160	4.55	6.7	7.4	8.4	9.4	10.4
	5.60	5.60	3500	12.25	1750	7.01	1160	4.88	7.0	8.0	9.0	10.0
	6.00	6.00	3500	13.24	1750	7.63	1160	5.32	7.3	8.3	9.3
	6.50	6.50	3500	14.41	1750	8.40	1160	5.87	7.5	8.5
	6.90	6.90	3500	15.30	1750	9.01	1160	6.30	7.9
	8.00	8.00	3500	17.48	1750	10.64	1160	7.47
10.60	10.60	3500	20.91	1750	14.22	1160	10.13	
1.05	3.00	3.15	3331	5.00	1665	2.81	1104	1.97	7.7	8.4	9.2	10.2	10.9	11.9	12.9	13.9
	4.75	5.00	3323	10.13	1662	5.72	1101	3.97	6.3	7.3	8.1	9.1	10.1	11.1
1.06	2.65	2.80	3309	3.91	1655	2.22	1097	1.56	8.2	9.0	9.7	10.7	11.5	12.5	13.5	14.5
	3.15	3.35	3288	5.49	1644	3.08	1090	2.15	7.4	8.1	8.9	9.9	10.6	11.6	12.6	13.6
	4.50	4.75	3314	9.45	1657	5.31	1098	3.70	...	6.0	6.7	7.7	8.5	9.5	10.5	11.5
	5.00	5.30	3300	10.82	1650	6.13	1094	4.26	6.9	7.7	8.7	9.7	10.7
	5.30	5.60	3311	11.61	1655	6.60	1097	4.59	7.2	8.2	9.2	10.2
6.50	6.90	3296	14.55	1648	8.48	1092	5.91	8.2	
1.07	2.80	3.00	3263	4.42	1631	2.49	1081	1.75	7.9	8.7	9.4	10.4	11.2	12.2	13.2	14.2
	5.60	6.00	3265	12.41	1632	7.09	1082	4.93	7.6	8.6	9.6
1.08	6.00	6.50	3229	13.42	1614	7.73	1070	5.38	7.9	8.9
1.09	3.35	3.65	3208	6.15	1604	3.44	1063	2.40	7.0	7.8	8.5	9.5	10.3	11.3	12.3	13.3
	4.12	4.50	3201	8.44	1601	4.73	1061	3.29	5.7	6.5	7.2	8.2	9.0	10.0	11.0	12.0
ARC-LENGTH CORRECTION FACTOR ▶									.83	.84	.85	.86	.87	.88	.89	.90
1.11	4.50	5.00	3146	9.55	1573	5.36	1043	3.73	...	5.8	6.5	7.5	8.3	9.3	10.3	11.3
1.12	3.00	3.35	3129	5.12	1564	2.87	1037	2.01	7.5	8.3	9.0	10.0	10.8	11.8	12.8	13.8
	4.75	5.30	3133	10.24	1567	5.77	1038	4.01	6.1	7.1	7.9	8.9	9.9	10.9
	5.00	5.60	3122	10.93	1561	6.18	1035	4.29	6.7	7.4	8.4	9.4	10.4
1.13	2.65	3.00	3085	4.04	1542	2.28	1022	1.60	8.1	8.8	9.6	10.6	11.3	12.3	13.3	14.3
	2.80	3.15	3105	4.50	1552	2.53	1029	1.78	7.8	8.6	9.3	10.3	11.1	12.1	13.1	14.1
	3.65	4.12	3096	7.12	1548	3.98	1026	2.77	6.4	7.1	7.9	8.9	9.6	10.6	11.6	12.6
	5.30	6.00	3088	11.74	1544	6.66	1024	4.63	6.9	7.9	8.9	9.9
1.15	4.12	4.75	3031	8.53	1515	4.77	1005	3.32	...	6.3	7.0	8.0	8.8	9.8	10.8	11.8
	6.00	6.90	3040	13.52	1520	7.78	1008	5.41	7.6	8.6
1.16	3.15	3.65	3014	5.64	1507	3.15	999	2.20	7.2	7.9	8.7	9.7	10.4	11.4	12.4	13.4
	5.60	6.50	3012	12.54	1506	7.16	998	4.98	7.2	8.2	9.2
	6.90	8.00	3016	15.59	1508	9.16	999	6.40
1.18	4.50	5.30	2967	9.63	1483	5.41	983	3.76	6.3	7.3	8.0	9.0	10.0	11.0
	4.75	5.60	2964	10.33	1482	5.81	982	4.04	6.9	7.6	8.6	9.6	10.6
1.19	2.65	3.15	2935	4.11	1468	2.32	973	1.63	7.9	8.7	9.4	10.4	11.2	12.2	13.2	14.2
1.20	2.80	3.35	2917	4.59	1458	2.58	967	1.81	7.7	8.4	9.2	10.2	10.9	11.9	12.9	13.9
	5.00	6.00	2912	11.03	1456	6.23	965	4.33	7.1	8.1	9.1	10.1
1.22	3.00	3.65	2868	5.24	1434	2.93	951	2.05	7.3	8.0	8.8	9.8	10.5	11.5	12.5	13.5
	4.12	5.00	2878	8.59	1439	4.80	954	3.34	...	6.1	6.8	7.8	8.6	9.6	10.6	11.6

Arc & Length Factors are approximate values
Refer to Selection Procedure for more precise values

SHEAVES PAGES PT7-2-PT7-27	BELTS PAGES PT7-28-PT7-41	SELECTION: CLASSICAL PAGES PT7-84-PT7-123	ENGINEERING/TECHNICAL PAGES PT7-123-PT7-128
-------------------------------	------------------------------	--	--

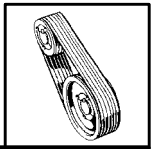
SELECTION



3VX STOCK DRIVE SELECTIONS

Speed Ratio	Stock Sheaves		3500 RPM Driver		1750 RPM Driver		1160 RPM Driver		Belt Number and Approx. Center Distance							
	Outside Diam.		Driven RPM	HP/Belt 3VX	Driven RPM	HP/Belt 3VX	Driven RPM	HP/Belt 3VX	3VX 250	3VX 265	3VX 280	3VX 300	3VX 315	3VX 335	3VX 355	3VX 375
	Driver	Driven														
1.23	3.35	4.12	2838	6.33	1419	3.53	941	2.46	6.6	7.4	8.1	9.1	9.9	10.9	11.9	12.9
	5.30	6.5	2849	11.84	1424	6.72	944	4.67	7.5	8.5	9.5
	5.60	6.9	2836	12.62	1418	7.19	940	5.00	7.9	8.9
	6.50	8.0	2840	14.78	1420	8.59	941	5.99
1.24	3.65	4.5	2831	7.23	1416	4.03	938	2.81	6.1	6.8	7.6	8.6	9.3	10.3	11.3	12.3
ARC-LENGTH CORRECTION FACTOR ▶									.82	.83	.84	.86	.86	.88	.89	.90
1.25	4.50	5.6	2806	9.70	1403	5.44	930	3.78	7.1	7.8	8.8	9.8	10.8
1.27	2.65	3.35	2758	4.18	1379	2.35	914	1.65	7.8	8.5	9.3	10.3	11.0	12.0	13.0	14.0
	4.75	6.0	2765	10.40	1382	5.85	916	4.07	6.5	7.3	8.3	9.3	10.3
1.29	4.12	5.3	2713	8.65	1357	4.83	899	3.36	...	5.8	6.6	7.6	8.3	9.3	10.3	11.3
1.30	5.00	6.5	2686	11.11	1343	6.27	890	4.35	7.7	8.7	9.7
	5.30	6.9	2682	11.90	1341	6.74	889	4.69	7.1	8.1	9.1
1.31	2.80	3.65	2674	4.68	1337	2.62	886	1.83	7.4	8.2	8.9	9.9	10.7	11.7	12.7	13.7
	3.15	4.12	2666	5.77	1333	3.22	884	2.25	6.8	7.5	8.3	9.3	10.0	11.0	12.0	13.0
	3.65	4.75	2681	7.29	1340	4.06	889	2.82	5.9	6.6	7.4	8.4	9.1	10.1	11.1	12.1
1.32	10.6	14.0	2647	21.34	1323	14.43	877	10.27
1.33	8.00	10.6	2637	17.92	1319	10.86	874	7.61
1.34	4.50	6.0	2618	9.76	1309	5.47	868	3.80	6.7	7.5	8.5	9.5	10.5
	6.00	8.0	2619	13.68	1310	7.86	868	5.47
1.35	3.35	4.5	2596	6.40	1298	3.57	860	2.48	6.3	7.1	7.8	8.8	9.6	10.6	11.6	12.6
1.36	4.12	5.6	2567	8.69	1283	4.85	851	3.37	6.3	7.3	8.1	9.1	10.1	11.1
ARC-LENGTH CORRECTION FACTOR ▶									.82	.83	.84	.86	.86	.88	.89	.90
1.37	3.65	5.0	2545	7.32	1273	4.08	844	2.84	5.7	6.4	7.2	8.2	8.9	9.9	10.9	11.9
	4.75	6.5	2550	10.47	1275	5.88	845	4.09	6.9	7.9	8.9	9.9
1.38	2.65	3.65	2528	4.24	1264	2.38	838	1.67	7.5	8.3	9.0	10.0	10.8	11.8	12.8	13.8
	3.00	4.12	2537	5.34	1268	2.98	841	2.08	6.9	7.6	8.4	9.4	10.1	11.1	12.1	13.1
	5.00	6.9	2529	11.15	1265	6.29	838	4.37	7.3	8.3	9.4
1.42	3.35	4.75	2457	6.44	1229	3.58	814	2.50	6.1	6.9	7.6	8.6	9.4	10.4	11.4	12.4
1.43	5.60	8.0	2443	12.73	1222	7.25	810	5.04
1.44	3.15	4.5	2438	5.83	1219	3.25	808	2.26	6.5	7.2	8.0	9.0	9.7	10.7	11.7	12.7
1.45	4.50	6.5	2415	9.81	1207	5.49	800	3.81	7.0	8.0	9.1	10.1
1.46	3.65	5.3	2400	7.35	1200	4.09	795	2.85	...	6.2	6.9	7.9	8.7	9.7	10.7	11.7
	4.12	6.0	2394	8.73	1197	4.87	793	3.39	7.0	7.7	8.8	9.8	10.8
	4.75	6.9	2401	10.50	1201	5.90	796	4.10	7.5	8.5	9.5
1.48	2.80	4.12	2365	4.75	1182	2.66	784	1.86	7.0	7.8	8.5	9.5	10.3	11.3	12.3	13.3
1.50	3.35	5.0	2333	6.46	1167	3.60	773	2.50	5.9	6.6	7.4	8.4	9.2	10.2	11.2	12.2
1.51	3.00	4.5	2320	5.39	1160	3.00	769	2.10	6.6	7.3	8.1	9.1	9.8	10.8	11.8	12.8
	5.30	8.0	2311	11.99	1156	6.79	766	4.72	8.2
1.52	3.15	4.75	2309	5.85	1154	3.26	765	2.27	6.2	7.0	7.8	8.8	9.5	10.5	11.5	12.5
1.54	3.65	5.6	2270	7.38	1135	4.11	752	2.85	6.7	7.7	8.4	9.4	10.4	11.4
	4.50	6.9	2274	9.83	1137	5.51	754	3.82	7.7	8.7	9.7
	6.90	10.6	2273	15.81	1136	9.27	753	6.47
1.57	2.65	4.12	2236	4.30	1118	2.41	741	1.69	7.1	7.9	8.7	9.7	10.4	11.4	12.4	13.4
1.58	4.12	6.5	2209	8.76	1104	4.89	732	3.40	6.6	7.3	8.3	9.3	10.3
1.59	3.00	4.75	2197	5.41	1098	3.01	728	2.10	6.4	7.1	7.9	8.9	9.6	10.6	11.6	12.6
	3.35	5.3	2200	6.48	1100	3.61	729	2.51	5.6	6.4	7.1	8.1	8.9	9.9	10.9	11.9
1.60	3.15	5.0	2192	5.87	1096	3.27	726	2.28	6.0	6.8	7.5	8.6	9.3	10.3	11.3	12.3
ARC-LENGTH CORRECTION FACTOR ▶									.81	.82	.83	.85	.86	.87	.89	.89
1.61	5.00	8.0	2179	11.22	1090	6.32	722	4.39	8.4
1.62	2.80	4.5	2163	4.79	1081	2.68	717	1.87	6.7	7.5	8.2	9.2	10.0	11.0	12.0	13.0
1.64	6.50	10.6	2140	14.95	1070	8.67	709	6.04
1.65	3.65	6.0	2118	7.40	1059	4.12	702	2.86	6.3	7.3	8.1	9.1	10.1	11.1
1.68	3.00	5.0	2086	5.42	1043	3.02	691	2.11	6.1	6.9	7.7	8.7	9.4	10.4	11.4	12.4
	3.35	5.6	2081	6.50	1041	3.62	690	2.52	...	6.1	6.9	7.9	8.6	9.7	10.7	11.7
	4.12	6.9	2080	8.78	1040	4.90	689	3.40	7.0	8.0	9.0	10.0
1.69	3.15	5.3	2067	5.89	1033	3.28	685	2.28	5.8	6.5	7.3	8.3	9.0	10.1	11.1	12.1
	4.75	8.0	2069	10.55	1035	5.93	686	4.11	7.6	8.6
1.71	2.65	4.5	2045	4.33	1022	2.42	678	1.70	6.8	7.6	8.3	9.3	10.1	11.1	12.1	13.1
1.71	2.80	4.75	2048	4.80	1024	2.68	679	1.88	6.5	7.3	8.0	9.0	9.8	10.8	11.8	12.8
1.75	8.00	14.0	19.95	18.04	997	10.92	661	7.65
1.77	6.00	10.6	1974	13.79	987	7.91	654	5.51
1.78	3.00	5.3	1967	5.44	983	3.03	652	2.11	5.9	6.6	7.4	8.4	9.2	10.2	11.2	12.2
ARC-LENGTH CORRECTION FACTOR ▶									.80	.81	.82	.84	.85	.86	.88	.89
SHEAVES PAGES PT7-2-PT7-27			BELTS PAGES PT7-28-PT7-41				SELECTION: CLASSICAL PAGES PT7-84-PT7-123				ENGINEERING/TECHNICAL PAGES PT7-123-PT7-128					

SELECTION



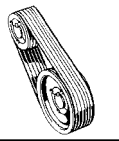
3VX STOCK DRIVE SELECTIONS

Speed Ratio	Stock Sheaves		3500 RPM Driver		1750 RPM Driver		1160 RPM Driver		Belt Number and Approx. Center Distance*						
	Outside Diam.		Driven RPM	HP/Belt 3VX	Driven RPM	HP/Belt 3VX	Driven RPM	HP/Belt 3VX	3VX 265	3VX 280	3VX 300	3VX 315	3VX 335	3VX 355	3VX 375
	Driver	Driven													
1.79	3.65	6.50	1953	7.42	977	4.13	647	2.87	6.9	7.6	8.7	9.7	10.7
	4.50	8.00	1959	9.87	980	5.53	649	3.84	7.7	8.8	...
1.80	2.80	5.00	1944	4.81	972	2.69	644	1.88	7.0	7.8	8.8	9.6	10.6	11.6	12.6
	3.35	6.00	1941	6.52	971	3.62	643	2.52	5.8	6.5	7.5	8.3	9.3	10.3	11.3
	10.60	19.00	1949	21.47	974	14.50	646	10.31
1.81	2.65	4.75	1936	4.34	968	2.43	642	1.70	7.4	8.1	9.1	9.9	10.9	11.9	12.9
1.88	3.00	5.60	1860	5.45	930	3.03	617	2.12	6.4	7.1	8.1	8.9	9.9	10.9	11.9
1.90	2.65	5.00	1838	4.35	919	2.44	609	1.71	7.1	7.9	8.9	9.7	10.7	11.7	12.7
	3.65	6.90	1839	7.43	920	4.13	610	2.87	6.5	7.3	8.3	9.3	10.3
	5.60	10.60	1841	12.81	921	7.29	610	5.07
1.91	2.80	5.30	1833	4.82	917	2.69	608	1.88	6.8	7.5	8.5	9.3	10.3	11.3	12.3
1.92	3.15	6.00	1824	5.91	912	3.29	604	2.29	5.9	6.7	7.7	8.4	9.5	10.5	11.5
1.95	3.35	6.50	1791	6.53	895	3.63	593	2.53	7.1	7.9	8.9	9.9	10.9
	4.12	8.00	1792	8.81	896	4.91	594	3.41	8.0	9.0
2.01	5.30	10.60	1742	12.05	871	6.82	577	4.74
2.02	2.65	5.30	1733	4.36	367	2.44	574	1.71	6.9	7.6	8.7	9.4	10.4	11.4	12.4
	2.80	5.60	1734	4.83	867	2.70	575	1.89	6.5	7.3	8.3	9.0	10.1	11.1	12.1
	3.00	6.00	1735	5.46	868	3.04	575	2.12	6.0	6.8	7.8	8.5	9.6	10.6	11.6
2.04	6.90	14.00	1719	15.88	859	9.30	570	6.49
2.08	3.15	6.50	1682	5.93	841	3.30	558	2.30	...	6.2	7.2	8.0	9.0	10.0	11.0
	3.35	6.90	1686	6.54	843	3.63	559	2.53	6.7	7.5	8.5	9.5	10.6
ARC-LENGTH CORRECTION FACTOR ▶									.81	.82	.84	.85	.86	.87	.88
2.13	2.65	5.60	1640	4.36	820	2.44	543	1.71	6.6	7.4	8.4	9.2	10.2	11.2	12.2
	5.00	10.60	1642	11.27	821	6.35	544	4.41
2.16	2.80	6.00	1618	4.84	809	2.70	536	1.89	6.1	6.9	7.9	8.7	9.7	10.7	11.7
	6.50	14.00	1618	14.99	809	8.70	536	6.06
2.19	3.00	6.50	1601	5.47	800	3.04	531	2.12	...	6.3	7.3	8.1	9.1	10.1	11.2
2.21	3.15	6.90	1584	5.93	792	3.30	525	2.30	6.9	7.6	8.7	9.7	10.7
	3.65	8.00	1585	7.45	792	4.14	525	2.88	7.3	8.3	9.3
2.24	4.75	10.60	1559	10.60	780	5.95	517	4.13
2.29	2.65	6.00	1529	4.37	765	2.45	507	1.71	6.2	7.0	8.0	8.8	9.8	10.8	11.8
2.32	3.00	6.90	1507	5.47	754	3.05	500	2.12	7.0	7.7	8.8	9.8	10.8
2.34	6.00	14.00	1493	13.83	746	7.93	495	5.52
2.35	2.80	6.50	1492	4.84	746	2.70	495	1.89	...	6.4	7.5	8.2	9.3	10.3	11.3
2.36	10.6	25.00	1480	21.5	740	14.51	491	10.33
2.37	4.50	10.60	1476	9.91	738	5.54	489	3.85
2.38	8.00	19.00	1468	18.07	734	10.94	487	7.66
2.41	3.35	8.00	1453	6.55	726	3.64	482	2.53	7.5	8.5	9.6
2.48	2.65	6.50	1411	4.37	705	2.45	468	1.71	5.7	6.5	7.6	8.3	9.4	10.4	11.4
2.49	2.80	6.90	1405	4.85	703	2.71	466	1.89	...	6.0	7.1	7.9	8.9	9.9	10.9
2.51	5.60	14.00	1392	12.84	696	7.31	462	5.08
ARC-LENGTH CORRECTION FACTOR ▶									.78	.80	.82	.83	.84	.86	.87
2.56	3.15	8.00	1365	5.94	682	3.30	452	2.30	7.6	8.7	9.7
2.59	4.12	10.60	1350	8.84	675	4.92	448	3.42
2.63	2.65	6.90	1328	4.38	664	2.45	440	1.72	...	6.1	7.2	8.0	9.0	10.0	11.0
2.66	5.30	14.00	1317	12.08	659	6.83	437	4.75
2.69	3.00	8.00	1299	5.48	649	3.05	430	2.13	6.6	7.7	8.8	9.8
2.77	6.90	19.00	1265	15.90	633	9.31	419	6.50
2.82	5.00	14.00	1242	11.29	621	6.36	412	4.41
2.89	2.80	8.00	1211	4.86	605	2.71	401	1.89	6.8	7.8	8.9	9.9
2.93	3.65	10.60	1194	7.46	597	4.15	396	2.88
2.94	6.50	19.00	1191	15.01	596	8.71	395	6.07
2.97	4.75	14.00	1179	10.61	590	5.95	391	4.13
3.06	2.65	8.00	1145	4.38	572	2.45	379	1.72	6.9	7.9	9.0	10.0
3.13	4.50	14.00	1116	9.92	558	5.55	370	3.85
ARC-LENGTH CORRECTION FACTOR ▶								75	.78	.80	.82	.84	.85

*Note: Stock belt size 3VX250 not shown

SHEAVES PAGES PT7-2-PT7-27	BELTS PAGES PT7-28-PT7-41	SELECTION: CLASSICAL PAGES PT7-84-PT7-123	ENGINEERING/TECHNICAL PAGES PT7-123-PT7-128
-------------------------------	------------------------------	--	--

SELECTION



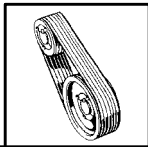
3VX STOCK DRIVE SELECTIONS

Speed Ratio	Belt Number and Approx. Center Distance																							
	3VX 400	3VX 425	3VX 450	3VX 475	3VX 500	3VX 530	3VX 560	3VX 600	3VX 630	3VX 670	3VX 710	3VX 750	3VX 800	3VX 850	3VX 900	3VX 950	3VX 1000	3VX 1060	3VX 1120	3VX 1180	3VX 1250	3VX 1320	3VX 1400	3VX 1500
1.79	11.9	13.2	15.5	15.7	17.0	18.5	20.0	22.0	23.5	25.5	27.5	29.5	32.0	34.5	37.0	39.5	42.0	45.0	48.0	51	55	58	62	67
1.80	13.8	15.1	16.3	17.6	18.8	20.3	21.8	23.9	25.4	27.4	29.4	31.4	33.9	36.4	38.9	41.4	43.9	46.9	49.9	53	56	60	64	69
1.81	14.2	15.4	16.7	17.9	19.2	20.7	22.2	24.2	25.7	27.7	29.7	31.7	34.2	36.7	39.2	41.7	44.2	47.2	50.2	53	57	60	64	69
1.88	13.2	14.4	15.7	16.9	18.2	19.7	21.2	23.2	24.7	26.7	28.7	30.7	33.2	35.7	38.2	40.7	43.2	46.2	49.2	52	56	59	63	68
1.90	13.9	15.2	16.5	17.7	19.0	20.5	22.0	24.0	25.5	27.5	29.5	31.5	34.0	36.5	39.0	41.5	44.0	47.0	50.0	53	56	60	64	69
1.91	11.6	12.9	14.1	15.4	16.6	18.1	19.7	21.7	23.2	25.2	27.2	29.2	31.7	34.2	36.7	39.2	41.7	44.7	47.7	51	54	58	62	67
1.91	13.6	14.8	16.1	17.3	18.6	20.1	21.6	23.6	25.1	27.1	29.1	31.1	33.6	36.1	38.6	41.1	43.6	46.6	49.6	53	56	60	64	69
1.92	12.7	14.0	15.3	16.5	17.8	19.3	20.8	22.8	24.3	26.3	28.3	30.3	32.8	35.3	37.8	40.3	42.8	45.8	48.8	52	55	59	63	68
1.95	12.2	13.4	14.7	15.9	17.2	18.7	20.2	22.2	23.7	25.7	27.7	29.7	32.2	34.7	37.2	39.7	42.2	45.2	48.2	51	55	58	62	67
2.01	10.3	11.6	12.8	14.1	15.4	16.9	18.4	20.4	21.9	23.9	25.9	27.9	30.4	32.9	35.4	37.9	40.4	43.4	46.4	49	53	56	60	65
2.01	13.7	15.0	16.2	17.5	18.7	20.2	21.7	23.7	25.2	27.2	29.2	31.2	33.7	36.2	38.7	41.2	43.7	46.7	49.7	53	56	60	64	69
2.02	13.3	14.6	15.8	17.1	18.4	19.9	21.4	23.4	24.9	26.9	28.9	30.9	33.4	35.9	38.4	40.9	43.4	46.4	49.4	52	56	59	63	68
2.04	12.8	14.1	15.4	16.6	17.9	19.4	20.9	22.9	24.4	26.4	28.4	30.4	32.9	35.4	37.9	40.4	42.9	45.9	48.9	52	55	59	63	68
2.04	12.3	13.6	14.8	16.1	17.3	18.9	20.4	22.4	23.9	25.9	27.9	29.9	32.4	34.9	37.4	39.9	42.4	45.4	48.4	51	55	58	62	67
2.08	11.8	13.1	14.3	15.6	16.9	18.4	19.9	21.9	23.4	25.4	27.4	29.4	31.9	34.4	36.9	39.4	41.9	44.9	47.9	51	54	58	64	67
	.90	.91	.92	.93	.94	.95	.97	.98	.99	1.00	1.01	1.02	1.03	1.05	1.06	1.07	1.08	1.09	1.10	1.11	1.12	1.13	1.14	1.15
2.13	13.4	14.7	16.0	17.2	18.5	20.0	21.5	23.5	25.0	27.0	29.0	31.0	33.5	36.0	38.5	41.0	43.5	46.5	49.5	53	56	60	63	69
2.16	13.0	14.3	15.5	16.8	18.0	19.5	21.0	23.0	24.5	26.5	28.5	30.6	33.1	35.6	38.1	40.6	43.1	46.1	49.1	52	56	59	63	68
2.19	12.4	13.7	14.9	16.2	17.5	19.0	20.5	22.5	24.0	26.0	28.0	30.0	32.5	35.0	37.5	40.0	42.5	45.5	48.5	52	55	59	63	68
2.21	12.0	13.2	14.5	15.7	17.0	18.5	20.0	22.0	23.5	25.5	27.5	29.6	32.1	34.6	37.1	39.6	42.1	45.1	48.1	50	55	58	61	67
2.24	10.6	11.9	13.2	14.4	15.7	17.2	18.7	20.7	22.2	24.3	26.3	28.3	30.8	33.3	35.8	38.3	40.8	43.8	46.8	50	53	57	61	66
2.24	13.1	14.4	15.6	16.9	18.1	19.6	21.1	23.1	24.7	26.7	28.7	30.7	33.2	35.7	38.2	40.7	43.2	46.2	49.2	52	56	59	63	68
2.32	12.1	13.3	14.6	15.9	17.1	18.6	20.1	22.1	23.6	25.7	27.7	29.7	32.2	34.7	37.2	39.7	42.2	45.2	48.2	51	55	58	62	67
2.34	12.6	13.8	15.1	16.3	17.6	19.1	20.6	22.6	24.1	26.1	28.1	30.1	32.6	35.2	37.7	40.2	42.7	45.7	48.7	52	55	59	63	68
2.36	11.0	12.3	13.5	14.8	16.1	17.6	19.1	21.1	22.6	24.6	26.6	28.6	31.2	33.7	36.2	38.7	41.2	44.2	47.2	50	54	57	61	66
2.37	9.1	10.4	11.7	13.0	14.6	16.1	18.2	19.7	21.7	23.7	25.7	28.3	30.8	33.3	35.8	38.3	41.3	44.3	47	51	54	58	63	
2.38	12.7	13.9	15.2	16.5	17.7	19.2	20.7	22.7	24.2	26.2	28.3	30.3	32.8	35.3	37.8	40.3	42.8	45.8	48.8	52	55	59	63	68
2.41	10.8	12.1	13.4	14.7	15.9	17.4	18.9	21.0	22.5	24.5	26.5	28.5	31.0	33.5	36.0	38.5	41.0	44.0	47.0	50	54	57	61	66
2.48	12.2	13.5	14.7	16.0	17.3	18.8	20.3	22.3	23.8	25.8	27.8	29.8	32.3	34.8	37.3	39.8	42.3	45.3	48.3	51	55	58	62	67
2.49	12.2	13.5	14.7	16.0	17.3	18.8	20.3	22.3	23.8	25.8	27.8	29.8	32.3	34.8	37.3	39.8	42.3	45.3	48.3	51	55	58	62	67
2.51	11.0	12.3	13.5	14.8	16.1	17.6	19.1	21.1	22.6	24.6	26.6	28.6	31.2	33.7	36.2	38.7	41.2	44.2	47.2	50	54	57	61	66
2.56	9.1	10.4	11.7	13.0	14.6	16.1	18.2	19.7	21.7	23.7	25.7	28.3	30.8	33.3	35.8	38.3	41.3	44.3	47	51	54	58	63	
2.63	12.3	13.6	14.9	16.1	17.4	18.9	20.4	22.4	23.9	25.9	27.9	29.9	32.4	34.9	37.4	39.9	42.4	45.4	48.4	51	55	58	62	67
2.66	11.1	12.4	13.6	14.9	16.2	17.7	19.2	21.2	22.7	24.7	26.7	28.7	31.3	33.8	36.3	38.8	41.3	44.3	47.3	50	54	57	61	66
2.69	11.1	12.4	13.6	14.9	16.2	17.7	19.2	21.2	22.7	24.7	26.7	28.7	31.3	33.8	36.3	38.8	41.3	44.3	47.3	50	54	57	61	66
2.77	11.2	12.5	13.8	15.0	16.3	17.8	19.3	21.4	22.9	24.9	26.9	28.9	31.4	33.9	36.4	38.9	41.4	44.4	47.4	50	54	57	61	66
2.82	9.4	10.8	12.1	13.4	14.9	16.4	18.5	20.0	22.0	24.1	26.1	28.1	30.6	33.1	35.6	38.1	41.1	44.1	47.1	50	54	57	61	66
2.89	11.2	12.5	13.8	15.0	16.3	17.8	19.3	21.4	22.9	24.9	26.9	28.9	31.4	33.9	36.4	38.9	41.4	44.4	47.4	50	54	57	61	66
2.93	9.4	10.8	12.1	13.4	14.9	16.4	18.5	20.0	22.0	24.1	26.1	28.1	30.6	33.1	35.6	38.1	41.1	44.1	47.1	50	54	57	61	66
2.94	11.2	12.5	13.8	15.0	16.3	17.8	19.3	21.4	22.9	24.9	26.9	28.9	31.4	33.9	36.4	38.9	41.4	44.4	47.4	50	54	57	61	66
2.97	11.3	12.6	13.9	15.1	16.4	17.9	19.5	21.5	23.0	25.0	27.0	29.0	31.5	34.0	36.5	39.0	41.6	44.6	47.6	51	54	58	62	67
3.06	11.3	12.6	13.9	15.1	16.4	17.9	19.5	21.5	23.0	25.0	27.0	29.0	31.5	34.0	36.5	39.0	41.6	44.6	47.6	51	54	58	62	67
3.13	8.7	10.1	11.5	12.9	14.3	15.7	17.1	19.1	21.1	23.1	25.1	27.1	29.6	32.1	34.6	37.1	40.1	43.1	46.1	49	53	56	60	65
	.87	.89	.90	.91	.92	.94	.95	.96	.97	.99	1.00	1.01	1.02	1.04	1.05	1.06	1.07	1.08	1.09	1.10	1.11	1.12	1.14	1.15

Arc & Length Factors are approximate values
Refer to Section Procedure for more precise value

SHEAVES PAGES PT7-2-PT7-27	BELTS PAGES PT7-28-PT7-41	SELECTION: CLASSICAL PAGES PT7-84-PT7-123	ENGINEERING/TECHNICAL PAGES PT7-123-PT7-128
-------------------------------	------------------------------	--	--

SELECTION



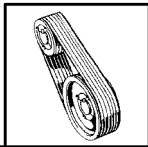
3VX STOCK DRIVE SELECTIONS

Speed Ratio	Stock Sheaves		3500 RPM Driver		1750 RPM Driver		1160 RPM Driver		Belt Number and Approx. Center Distance			
	Outside Diam.		Driven RPM	HP/Belt 3VX	Driven RPM	HP/Belt 3VX	Driven RPM	HP/Belt 3VX	3VX 425	3VX 450	3VX 475	3VX 500
	Driver	Driven										
3.14	8.00	25.00	1115	18.09	558	10.94	370	7.67
3.17	10.60	33.50	1104	21.52	552	14.52	366	10.33
3.18	6.00	19.00	1099	13.84	549	7.94	364	5.52
3.20	3.35	10.60	1095	6.56	547	3.65	363	2.54	9.6	10.9	12.3	13.6
3.40	3.15	10.60	1028	5.95	514	3.31	341	2.31	9.7	11.1	12.4	13.7
3.41	5.60	19.00	1025	12.85	513	7.31	340	5.08
3.43	4.12	14.00	1021	8.85	511	4.93	338	3.42
3.58	3.00	10.60	979	5.49	489	3.05	324	2.13	9.8	11.2	12.5	13.8
3.61	5.30	19.00	970	12.09	485	6.84	321	4.75
3.64	6.90	25.00	961	15.91	480	9.32	318	6.50
3.83	5.00	19.00	914	11.29	457	6.36	303	4.42
3.84	2.80	10.60	912	4.86	456	2.71	302	1.90	10.0	11.3	12.6	13.9
ARC-LENGTH CORRECTION FACTOR ▶									.88	.89	.91	.92
3.87	6.50	25.00	905	15.02	452	8.71	300	6.07
3.88	3.65	14.00	903	7.47	452	4.15	299	2.89
4.03	4.75	19.00	868	10.62	434	5.96	288	4.14
4.06	2.65	10.60	863	4.39	431	2.46	286	1.72	10.1	11.4	12.7	14.0
4.19	6.00	25.00	835	13.85	417	7.94	277	5.52
4.21	8.00	33.50	832	18.09	416	10.95	276	7.67
4.23	3.35	14.00	828	6.57	414	3.65	274	2.54	10.0
4.26	4.50	19.00	822	9.93	411	5.55	272	3.86
4.50	3.15	14.00	778	5.96	389	3.31	258	2.31	10.1
	5.60	25.00	779	12.86	389	7.31	258	5.08
4.66	4.12	19.00	752	8.85	376	4.93	249	3.42
4.73	3.00	14.00	740	5.49	370	3.06	245	2.13	10.2
4.75	5.30	25.00	736	12.09	368	6.84	244	4.75
4.88	6.90	33.50	717	15.91	358	9.32	238	6.50
5.04	5.00	25.00	694	11.30	347	6.36	230	4.42
5.07	2.80	14.00	690	4.87	345	2.72	229	1.90	10.3
5.19	6.50	33.50	675	15.02	337	8.71	224	6.07
5.26	3.65	19.00	665	7.47	332	4.15	220	2.89
5.31	4.75	25.00	659	10.62	330	5.96	219	4.14
5.37	2.65	14.00	652	4.39	326	2.46	216	1.72	10.4
ARC-LENGTH CORRECTION FACTOR ▶									.80	.83	.85	.87
5.61	4.50	25.00	624	9.93	312	5.55	207	3.86
5.62	6.00	33.50	623	13.85	311	7.94	206	5.52
5.74	3.35	19.00	609	6.57	305	3.65	202	2.54
6.03	5.60	33.50	581	12.86	290	7.32	192	5.08
6.11	3.15	19.00	573	4.91	286	2.84	190	2.31
6.13	4.12	25.00	571	8.85	285	4.93	189	3.43
6.37	5.30	33.50	549	12.09	275	6.84	182	4.75
6.42	3.00	19.00	545	5.49	272	3.06	181	2.13
6.76	5.00	33.50	518	11.30	259	6.36	172	4.42
6.89	2.80	19.00	508	4.87	254	2.72	168	1.90
6.93	3.65	25.00	505	7.48	253	4.15	167	2.89
7.12	4.75	33.50	492	10.62	246	5.96	163	4.14
7.29	2.65	19.00	480	4.39	240	2.46	159	1.72
7.52	4.50	33.50	466	9.93	233	5.55	154	3.86
7.56	3.35	25.00	463	6.57	231	3.65	153	2.54
8.05	3.15	25.00	435	5.96	217	3.31	144	2.31
8.22	4.12	33.50	426	8.85	213	4.93	141	3.43
8.46	3.00	25.00	414	5.50	207	3.06	137	2.13
9.07	2.80	25.00	386	4.87	193	2.72	128	1.90
9.29	3.65	33.50	377	7.48	188	4.15	125	2.89
ARC-LENGTH CORRECTION FACTOR ▶								
9.60	2.65	25.00	365	4.39	182	2.46	121	1.72
10.14	3.35	33.50	345	6.57	173	3.65	114	2.54
10.79	3.15	33.50	324	5.96	162	3.31	108	2.31
11.34	3.00	33.50	309	5.50	154	3.06	102	2.13
12.16	2.80	33.50	288	4.87	144	2.72	95	1.90
12.87	2.65	33.50	272	4.39	136	2.46	90	1.72
ARC-LENGTH CORRECTION FACTOR ▶								

*Note: Stock belt sizes 3VX250 thru 3VX400 not shown

SHEAVES PAGES PT7-2-PT7-27	BELTS PAGES PT7-28-PT7-41	SELECTION: CLASSICAL PAGES PT7-84-PT7-123	ENGINEERING/TECHNICAL PAGES PT7-123-PT7-128
-------------------------------	------------------------------	--	--

SELECTION



3VX STOCK DRIVE SELECTIONS

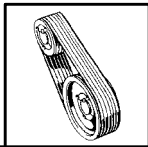
Speed Ratio	Belt Number and Approx. Center Distance																		
	3VX 530	3VX 560	3VX 600	3VX 630	3VX 670	3VX 710	3VX 750	3VX 800	3VX 850	3VX 900	3VX 950	3VX 1000	3VX 1060	3VX 1120	3VX 1180	3VX 1250	3VX 1320	3VX 1400	3VX 1500
3.14	19.8	22.5	25.7	28.8	32.0	35.6	39	43	48
3.17	25.3	29	33	39
3.18	14.4	16.6	19.3	21.9	24.5	27.1	29.7	32.7	35.8	38.8	42.4	46	50	55
3.20	15.1	16.7	18.7	20.2	22.3	24.3	26.3	28.8	31.3	33.9	36.4	38.9	41.9	44.9	47.9	51.4	55	59	64
3.40	15.2	16.8	18.8	20.4	22.4	24.4	26.4	29.0	31.5	34.0	36.5	39.0	42.0	45.1	48.1	51.6	55	59	64
3.41	14.7	16.9	19.5	22.2	24.8	27.4	29.9	33.0	36.1	39.1	42.7	46	50	55
3.43	11.2	12.8	15.0	16.5	18.6	20.7	22.7	25.3	27.8	30.4	32.9	35.4	38.5	41.5	44.5	48.0	52	56	61
3.58	15.3	16.9	18.9	20.5	22.5	24.5	26.6	29.1	31.6	34.1	36.6	39.1	42.2	45.2	48.2	51.7	55	59	64
3.61	14.8	17.0	19.7	22.4	25.0	27.6	30.1	33.2	36.3	39.3	42.9	46	50	56
3.64	17.6	20.5	23.2	26.4	29.6	32.7	36.3	40	44	49
3.83	15.0	17.2	19.9	22.6	25.2	27.8	30.4	33.4	36.5	39.5	43.1	47	51	56
3.84	15.5	17.0	19.1	20.6	22.6	24.7	26.7	29.2	31.7	34.3	36.8	39.3	42.3	45.3	48.3	51.8	55	59	64
	.93	.94	.95	.97	.98	.99	1.00	1.02	1.03	1.04	1.05	1.06	1.08	1.09	1.10	1.11	1.12	1.13	1.14
3.87	17.9	20.7	23.4	26.7	29.8	33.0	36.6	40	44	49
3.88	11.5	13.1	15.3	16.9	18.9	21.0	23.1	25.6	28.2	30.7	33.2	35.8	38.8	41.8	44.8	48.4	52	56	61
4.03	15.2	17.4	20.1	22.7	25.4	27.9	30.5	33.6	36.7	39.7	43.3	47	51	56
4.06	15.6	17.1	19.2	20.7	22.8	24.8	26.8	29.3	31.9	34.4	36.9	39.4	42.4	45.4	48.4	51.9	55	59	64
4.19	18.2	21.0	23.8	27.0	30.2	33.3	36.9	41	45	50
4.21	22.9	26.9	31	35	44
4.23	11.7	13.3	15.5	17.0	19.1	21.2	23.3	25.8	28.4	30.9	33.5	36.0	39.0	42.0	45.1	48.6	52	56	61
4.26	15.3	17.6	20.3	22.9	25.5	28.1	30.7	33.8	36.8	39.9	43.4	47	51	56
4.50	11.8	13.4	15.6	17.2	19.3	21.3	23.4	26.0	28.5	31.1	33.6	36.1	39.2	42.2	45.2	48.7	52	46	61
	18.4	21.3	24.0	27.3	30.4	33.6	37.2	41	45	50
4.66	13.3	15.6	17.8	20.5	23.2	25.8	28.4	31.0	34.0	37.1	40.2	43.7	47	51	56
4.73	...	13.5	15.7	17.3	19.4	21.4	23.5	26.1	28.6	31.2	33.7	36.2	39.3	42.3	45.3	48.8	52	56	61
4.75	18.6	21.5	24.2	27.4	30.6	33.8	37.4	41	45	50
4.88	23.5	27.6	31	36	41
5.04	18.8	21.6	24.4	27.6	30.8	34.0	37.6	41	45	50
5.07	12.0	13.7	15.8	17.4	19.5	21.6	23.6	26.2	28.8	31.3	33.8	36.4	39.4	42.4	45.5	49.0	53	57	62
5.19	23.8	27.8	32	36	41
5.26	13.5	15.9	18.1	20.8	23.5	26.1	28.7	31.3	34.4	37.4	40.5	44.1	48	52	57
5.31	18.9	21.8	24.6	27.8	31.0	34.1	37.8	41	46	51
5.37	12.1	13.8	15.9	17.5	19.6	21.7	23.8	26.3	28.9	31.4	34.0	36.5	39.5	42.6	45.6	49.1	53	57	62
	.89	.91	.93	.94	.96	.97	.99	1.00	1.02	1.03	1.04	1.05	1.07	1.08	1.09	1.10	1.11	1.12	1.13
5.61	19.1	21.9	24.7	28.0	31.2	34.3	38.0	42	46	51
5.62	24.1	28.1	32	36	42
5.74	13.7	16.0	18.3	21.0	23.7	26.3	28.9	31.5	34.6	37.6	40.7	44.3	48	52	57
6.03	24.3	28.4	32	37	42
6.11	13.8	16.2	18.4	21.1	23.8	26.4	29.0	31.6	34.7	37.8	40.8	44.4	48	52	57
6.13	16.3	19.3	22.2	25.0	28.2	31.4	34.6	38.2	42	46	41
6.37	24.5	28.6	32	39	42
6.42	13.9	16.3	18.5	21.2	23.9	26.5	29.1	31.7	34.8	37.9	40.9	44.5	48	52	57
6.76	20.9	24.7	28.7	33	37	42
6.89	14.1	16.4	18.6	21.4	24.0	26.7	29.3	31.9	34.9	38.0	41.1	44.7	48	52	57
6.93	16.6	19.6	22.5	25.3	28.5	31.7	34.9	38.5	42	46	51
7.12	21.1	24.8	28.9	33	37	43
7.29	14.1	16.5	18.7	21.4	24.1	26.8	29.4	32.0	35.1	38.1	41.2	44.8	48	52	57
7.52	21.2	25.0	29.1	33	37	43
7.56	16.7	19.8	22.7	25.4	28.7	31.9	35.1	38.7	42	46	52
8.05	16.9	19.9	22.8	25.6	28.8	32.0	35.2	38.9	42	47	52
8.22	21.4	25.2	29.3	33	38	43
8.46	17.0	20.0	22.9	25.7	28.9	32.1	35.3	39.0	43	47	52
9.07	17.1	20.1	23.0	25.8	29.1	32.3	35.4	39.1	43	47	52
9.29	21.7	25.5	29.6	34	38	43
79	.84	.88	.91	.94	.96	.98	1.00	1.02	1.04	1.05	1.07	1.08	1.09	1.10
9.60	17.2	20.2	23.1	25.9	29.2	32.4	35.5	39.2	43	47	52
10.14	21.9	25.6	29.8	34	38	43
10.79	22.0	25.8	29.9	34	38	44
11.34	22.1	25.8	30.0	34	38	44
12.16	22.2	26.0	30.1	34	38	44
12.87	22.3	26.1	30.2	34	39	4
78	.86	.92	.96	1.00	1.01

Arc & Length Factors are approximate values

Refer to Selection Procedure for more precise values

SHEAVES PAGES PT7-2-PT7-27	BELTS PAGES PT7-28-PT7-41	SELECTION: CLASSICAL PAGES PT7-84-PT7-123	ENGINEERING/TECHNICAL PAGES PT7-123-PT7-128
-------------------------------	------------------------------	--	--

SELECTION



3VX BASIC HORSEPOWER RATINGS▲

Faster Shaft RPM	Rated HP per belt for Small Sheave O.D. of:										
	2.2	2.65	2.8	3.0	3.15	3.35	3.65	4.12	4.5	4.75	5.0
	3VX	3VX	3VX	3VX	3VX	3VX	3VX	3VX	3VX	3VX	3VX
575	.55	.83	.92	1.04	1.13	1.25	1.43	1.72	1.94	2.09	2.24
690	.64	.97	1.08	1.22	1.33	1.48	1.69	2.02	2.29	2.47	2.64
725	.66	1.01	1.13	1.28	1.39	1.54	1.77	2.12	2.40	2.58	2.76
870	.77	1.18	1.32	1.50	1.63	1.81	2.08	2.49	2.82	3.04	3.26
950	.83	1.28	1.42	1.62	1.77	1.96	2.25	2.70	3.06	3.29	3.52
1160	.98	1.52	1.69	1.93	2.10	2.34	2.68	3.22	3.65	3.93	4.21
1425	1.16	1.81	2.02	2.31	2.52	2.80	3.22	3.86	4.38	4.72	5.06
1750	1.37	2.15	2.41	2.75	3.01	3.34	3.85	4.63	5.25	5.65	6.06
2850	2.00	3.21	3.61	4.14	4.53	5.05	5.82	6.99	7.92	8.53	9.12
3450	2.30	3.74	4.21	4.82	5.28	5.89	6.78	8.15	9.21	9.90	10.6
100	.12	.18	.19	.22	.23	.26	.29	.35	.39	.42	.45
200	.22	.33	.36	.41	.44	.48	.55	.66	.74	.80	.85
300	.31	.47	.52	.58	.63	.70	.80	.95	1.07	1.16	1.24
400	.40	.60	.67	.75	.82	.91	1.03	1.24	1.40	1.50	1.61
500	.49	.73	.81	.92	1.00	1.11	1.27	1.51	1.84	1.97	2.13
600	.57	.86	.95	1.08	1.18	1.30	1.49	1.78	2.02	2.17	2.33
700	.65	.98	1.09	1.24	1.35	1.49	1.71	2.05	2.32	2.50	2.68
800	.72	1.10	1.23	1.39	1.52	1.68	1.93	2.31	2.62	2.82	3.02
900	.80	1.22	1.36	1.54	1.68	1.87	2.14	2.57	2.91	3.13	3.36
1000	.87	1.34	1.49	1.69	1.85	2.05	2.35	2.82	3.20	3.45	3.69
1100	.94	1.45	1.62	1.84	2.01	2.23	2.56	3.07	3.48	3.75	4.02
1200	1.01	1.56	1.74	1.99	2.17	2.41	2.76	3.32	3.76	4.05	4.34
1300	1.08	1.67	1.87	2.13	2.32	2.58	2.97	3.56	4.04	4.35	4.66
1400	1.14	1.78	1.99	2.27	2.48	2.75	3.17	3.80	4.32	4.65	4.98
1500	1.21	1.89	2.11	2.41	2.63	2.93	3.36	4.04	4.59	4.94	5.29
1600	1.27	1.99	2.23	2.55	2.78	3.09	3.56	4.28	4.85	5.23	5.60
1700	1.34	2.10	2.35	2.68	2.93	3.26	3.75	4.51	5.12	5.51	5.90
1800	1.40	2.20	2.47	2.82	3.08	3.43	3.94	4.74	5.38	5.79	6.21
1900	1.46	2.30	2.58	2.95	3.22	3.59	4.13	4.97	5.64	6.07	6.50
2000	1.52	2.40	2.70	3.08	3.37	3.75	4.32	5.19	5.89	6.34	6.79
2100	1.58	2.50	2.81	3.21	3.51	3.91	4.50	5.41	6.14	6.61	7.08
2200	1.64	2.60	2.92	3.34	3.65	4.07	4.68	5.63	6.39	6.88	7.37
2300	1.70	2.70	3.03	3.47	3.79	4.22	4.86	5.85	6.63	7.14	7.65
2400	1.75	2.80	3.14	3.59	3.93	4.38	5.04	6.06	6.88	7.40	7.92
2500	1.81	2.89	3.25	3.72	4.07	4.53	5.22	6.28	7.12	7.66	8.20
2600	1.87	2.98	3.35	3.84	4.20	4.68	5.39	6.48	7.35	7.91	8.47
2700	1.92	3.08	3.46	3.96	4.33	4.83	5.56	6.69	7.58	8.16	8.73
2800	1.97	3.17	3.56	4.08	4.47	4.98	5.73	6.89	7.81	8.40	8.99
2900	2.03	3.26	3.66	4.20	4.60	5.12	5.90	7.09	8.04	8.65	9.25
3000	2.08	3.35	3.76	4.31	4.72	5.26	6.06	7.29	8.26	8.88	9.50
3200	2.18	3.52	3.96	4.54	4.98	5.55	6.39	7.68	8.69	9.34	9.99
3400	2.28	3.69	4.16	4.77	5.22	5.82	6.71	8.05	9.11	9.79	10.5
3600	2.37	3.86	4.35	4.99	5.46	6.09	7.01	8.42	9.52	10.2	10.9
3800	2.47	4.02	4.53	5.20	5.70	6.35	7.31	8.77	9.91	10.6	11.3
4000	2.56	4.18	4.71	5.41	5.92	6.60	7.60	9.11	10.3	11.0	11.7
4200	2.64	4.33	4.89	5.61	6.15	6.85	7.88	9.44	10.6	11.4	12.1
4400	2.73	4.48	5.06	5.81	6.36	7.09	8.15	9.75	11.0	11.7	12.5
4600	2.81	4.63	5.22	6.00	6.57	7.32	8.41	10.0	11.3	12.1	12.8
4800	2.89	4.77	5.38	6.18	6.77	7.54	8.66	10.3	11.6	12.4	13.2
5000	2.96	4.90	5.53	6.36	6.96	7.75	8.90	10.6	11.9	12.7	13.5
5200	3.03	5.04	5.68	6.53	7.15	7.96	9.13	10.9	12.2	13.0	13.7
5400	3.10	5.16	5.83	6.69	7.33	8.15	9.35	11.1	12.4	13.2	14.0
5600	3.17	5.28	5.96	6.85	7.50	8.34	9.56	11.3	12.7	13.5	14.2
5800	3.23	5.40	6.10	7.00	7.66	8.52	9.76	11.5	12.9	13.7	14.4
6000	3.29	5.51	6.22	7.15	7.82	8.69	9.94	11.7	13.1	13.8	14.6
6200	3.35	5.62	6.34	7.28	7.97	8.85	10.1	11.9	13.2	14.0	14.7
6400	3.40	5.72	6.46	7.41	8.11	9.00	10.3	12.1	13.4	14.1	14.8
6600	3.45	5.82	6.57	7.54	8.24	9.14	10.4	12.2	13.5	14.2	14.9
6800	3.50	5.91	6.67	7.65	8.36	9.27	10.5	12.4	13.6	14.3	14.9
7000	3.54	5.99	6.77	7.76	8.48	9.40	10.7	12.5	13.7	14.4	15.5

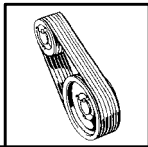
Shaded areas indicate rim speeds exceeding 6500 FPM which may require special sheaves.

TOTAL RATING=rated HP + "additional HP" listed on opposite page.

▲ Subject to Arc and Length Corrections Factors on page PT7-47.

SHEAVES PAGES PT7-2-PT7-27	BELTS PAGES PT7-28-PT7-41	SELECTION: CLASSICAL PAGES PT7-84-PT7-123	ENGINEERING/TECHNICAL PAGES PT7-123-PT7-128
-------------------------------	------------------------------	--	--

SELECTION



3VX BASIC HORSEPOWER RATINGS▲

Faster Shaft RPM	Rated HP per Belt for Small Sheave O.D. of:							Additional HP per Belt for Speed Ratio of: †								
	5.3 3VX	5.6 3VX	6.0 3VX	6.5 3VX	6.9 3VX	8.0 3VX	10.6 3VX	1.02 to 1.05	1.06 to 1.11	1.12 to 1.18	1.19 to 1.26	1.27 to 1.38	1.39 to 1.57	1.58 to 1.94	1.95 to 3.38	3.39 and up
575	2.41	2.59	2.82	3.11	3.34	3.97	5.42	.01	.02	.04	.06	.07	.09	.10	.11	.11
690	2.85	3.06	3.33	3.67	3.95	4.69	6.39	.01	.03	.05	.07	.09	.10	.11	.12	.13
725	2.98	3.20	3.49	3.84	4.13	4.90	6.69	.01	.03	.05	.07	.09	.11	.12	.13	.14
870	3.51	3.77	4.11	4.53	4.87	5.78	7.87	.01	.03	.06	.09	.11	.13	.14	.16	.17
950	3.80	4.08	4.45	4.91	5.27	6.25	8.51	.01	.04	.07	.10	.12	.14	.16	.17	.18
1160	4.55	4.88	5.32	5.87	6.30	7.47	10.1	.02	.05	.09	.12	.14	.17	.19	.21	.22
1425	5.46	5.86	6.38	7.03	7.55	8.94	12.0	.02	.06	.11	.15	.18	.21	.24	.26	.28
1750	6.53	7.01	7.63	8.40	9.01	10.6	14.2	.03	.07	.13	.18	.22	.25	.29	.31	.33
2850	9.82	10.5	11.4	12.5	13.3	15.5	19.6	.04	.12	.22	.30	.36	.42	.48	.52	.55
3450	11.4	12.1	13.1	14.3	15.2	17.3	20.8	.05	.15	.27	.36	.44	.51	.58	.63	.67
100	.48	.52	.56	.62	.67	.79	1.08	.00	.00	.01	.01	.01	.01	.02	.02	.02
200	.92	.98	1.07	1.18	1.27	1.50	2.05	.00	.01	.01	.01	.02	.03	.03	.03	.03
300	1.33	1.43	1.56	1.71	1.84	2.18	2.99	.00	.01	.02	.03	.03	.04	.05	.05	.05
400	1.73	1.86	2.03	2.23	2.40	2.85	3.89	.01	.02	.03	.04	.05	.06	.06	.07	.08
500	2.13	2.28	2.48	2.74	2.94	3.49	4.77	.01	.02	.03	.05	.06	.07	.08	.09	.10
600	2.51	2.69	2.93	3.23	3.47	4.13	5.63	.01	.02	.04	.06	.08	.09	.10	.11	.11
700	2.89	3.10	3.38	3.72	4.00	4.75	6.48	.01	.03	.05	.07	.09	.10	.12	.12	.13
800	3.26	3.50	3.81	4.20	4.51	5.36	7.30	.01	.03	.06	.08	.10	.12	.13	.14	.15
900	3.62	3.89	4.24	4.67	5.02	5.96	8.11	.01	.04	.07	.09	.11	.13	.15	.16	.17
1000	3.98	4.27	4.66	5.14	5.52	6.55	8.90	.01	.04	.08	.10	.12	.15	.17	.18	.19
1100	4.34	4.65	5.07	5.59	6.01	7.13	9.68	.02	.04	.08	.11	.14	.16	.19	.20	.21
1200	4.69	5.03	5.48	6.04	6.49	7.69	10.4	.02	.05	.09	.12	.15	.18	.20	.22	.23
1300	5.03	5.40	5.89	6.49	6.97	8.25	11.2	.02	.05	.10	.13	.16	.19	.22	.23	.25
1400	5.37	5.77	6.29	6.93	7.43	8.80	11.9	.02	.06	.11	.14	.18	.21	.23	.26	.27
1500	5.71	6.13	6.68	7.36	7.89	9.34	12.6	.02	.06	.11	.16	.19	.22	.25	.28	.29
1600	6.04	6.48	7.06	7.78	8.35	9.87	13.3	.02	.07	.12	.17	.20	.24	.27	.29	.31
1700	6.37	6.83	7.45	8.20	8.79	10.4	14.0	.02	.07	.13	.18	.21	.25	.29	.31	.33
1800	6.70	7.18	7.82	8.61	9.23	10.9	14.5	.03	.08	.13	.19	.23	.27	.30	.33	.34
1900	7.01	7.52	8.19	9.01	9.66	11.4	15.1	.03	.08	.14	.20	.25	.28	.32	.35	.37
2000	7.33	7.86	8.55	9.41	10.1	11.9	15.7	.03	.09	.15	.21	.25	.30	.33	.37	.39
2100	7.64	8.19	8.91	9.80	10.5	12.3	16.3	.03	.09	.16	.22	.27	.31	.35	.38	.40
2200	7.94	8.51	9.26	10.2	11.0	12.8	16.8	.03	.10	.17	.23	.28	.33	.37	.40	.43
2300	8.25	8.84	9.61	10.5	11.3	13.2	17.3	.03	.10	.18	.24	.29	.34	.39	.42	.45
2400	8.54	9.15	9.95	10.9	11.7	13.7	17.8	.03	.11	.19	.25	.30	.36	.40	.44	.47
2500	8.83	9.46	10.3	11.3	12.1	14.1	18.2	.04	.11	.19	.26	.32	.37	.42	.46	.48
2600	9.12	9.77	10.6	11.6	12.4	14.5	18.6	.04	.11	.20	.27	.33	.39	.44	.48	.50
2700	9.40	10.1	10.9	12.0	12.8	14.9	19.0	.04	.12	.21	.29	.35	.40	.46	.49	.52
2800	9.68	10.4	11.2	12.3	13.1	15.3	19.4	.04	.13	.21	.29	.36	.42	.47	.51	.54
2900	9.95	10.6	11.6	12.6	13.5	15.6	19.7	.04	.13	.22	.30	.37	.43	.49	.53	.56
3000	10.2	10.9	11.8	13.0	13.8	16.0	20.0	.04	.13	.23	.31	.38	.45	.50	.55	.58
3200	10.7	11.5	12.4	13.6	14.4	16.6	20.5	.05	.14	.24	.33	.40	.48	.54	.58	.62
3400	11.2	12.0	13.0	14.1	15.0	17.2	20.8	.05	.15	.26	.36	.43	.50	.57	.62	.66
3600	11.7	12.5	13.5	14.7	15.6	17.7	21.0	.06	.16	.28	.38	.46	.54	.61	.66	.69
3800	12.2	12.9	14.0	15.2	16.1	18.206	.17	.29	.40	.48	.57	.64	.69	.74
4000	12.6	13.4	14.4	15.6	16.5	18.506	.18	.31	.42	.51	.59	.67	.73	.77
4200	13.0	13.8	14.8	16.0	16.9	18.807	.19	.32	.44	.54	.63	.71	.77	.82
4400	13.4	14.2	15.2	16.4	17.2	19.007	.21	.34	.46	.56	.66	.74	.81	.85
4600	13.7	14.5	15.6	16.7	17.5	19.107	.21	.36	.47	.58	.68	.77	.84	.89
4800	14.1	14.8	15.8	17.0	17.7	19.208	.21	.37	.50	.61	.72	.81	.88	.93
5000	14.3	15.1	16.1	17.2	17.908	.22	.39	.53	.64	.75	.83	.92	.97
5200	14.6	15.4	16.3	17.4	18.008	.23	.40	.55	.66	.77	.87	.95	1.01
5400	14.8	15.6	16.5	17.4	18.009	.24	.41	.57	.69	.81	.91	.99	1.05
5600	15.1	15.8	16.7	17.509	.25	.44	.61	.73	.85	.94	1.05	1.11
5800	15.2	15.9	16.7	17.509	.26	.45	.61	.74	.86	.97	1.06	1.13
6000	15.4	16.0	16.810	.27	.47	.64	.78	.91	1.03	1.12	1.19
6200	15.5	16.1	16.810	.28	.47	.66	.81	.94	1.06	1.16	1.21
6400	15.5	16.1	16.710	.28	.49	.67	.81	.94	1.08	1.17	1.24
6600	15.6	16.111	.29	.51	.69	.84	.99	1.11	1.18	1.29
6800	15.6	16.011	.30	.52	.72	.87	1.01	1.14	1.25	1.29
7000	15.511	.31	.52	.74	.89	1.04	1.18	1.29	1.36

Shaded areas indicate rim speeds exceeding 6500 FPM which may require higher strength sheaves.

TOTAL RATING=rated HP + "additional HP" from right hand column.
 † Additional HP below 1.02 ratio equals zero.

▲ Subject to Arc and Length Corrections Factors on page PT7-47.

SHEAVES PAGES PT7-2-PT7-27	BELTS PAGES PT7-28-PT7-41	SELECTION: CLASSICAL PAGES PT7-84-PT7-123	ENGINEERING/TECHNICAL PAGES PT7-123-PT7-128
-------------------------------	------------------------------	--	--