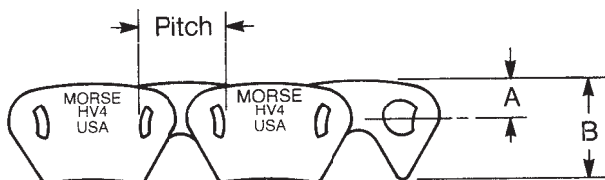



HV Chain dimensions

**Press Fit Guide Links
Type 63 - 139**

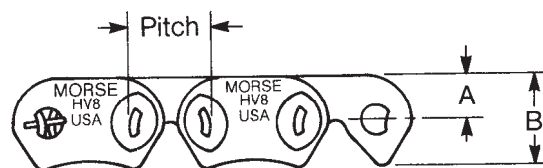



3/8, 1/2, 3/4 and 1

Chain Pitch Inches	*A Inches	Height of Chain B Inches
3/8	.169 ± .004	.428 ± .002
1/2	.225 ± .004	.570 ± .002
3/4	.387 ± .006	.855 ± .003
1	.450 ± .008	1.140 ± .004

*A = Height of chain above Nominal Pitch Diameter of Sprocket

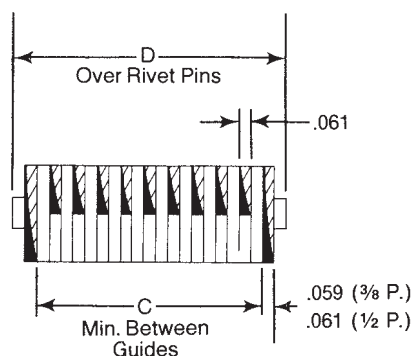
**Press Fit Guide Links
Type 61 - 115**



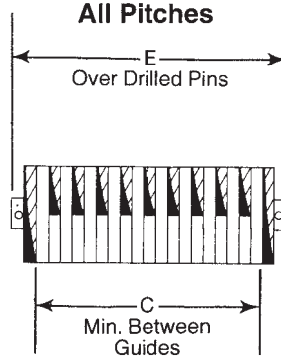
1 1/2 and 2 Inch Pitch HV

Chain Pitch Inches	*A Inches	Height of Chain B Inches
1 1/2	.810 ± .010	1.645 ± .005
2	1.080 ± .012	2.193 ± .007

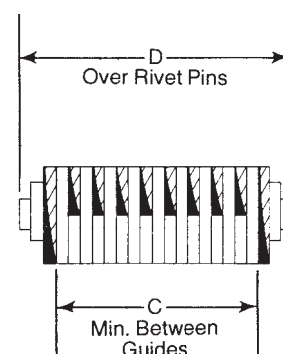
**Press Fit Guide Type Assemblies
3/8, 1/2, 3/4 and 1 Inch Pitch**



**Connecting Pin
Spiral Pin Types
All Pitches**



**Washer Type Assemblies
1 1/2, 2 Inch Pitch**



3/8 and 1/2 inch Pitch HV Chains

Chain Nominal Width Inches	C	D	E
3/4	.685	.895	1.029
1	.937	1.147	1.281
1 1/2	1.441	1.651	1.785
2	1.945	2.155	2.289
3	2.945	3.155	3.289
4	3.945	4.155	4.289
5	4.945	5.155	5.289

3/4, 1 1/2 and 2 Inch Pitch HV Chains

Chain Pitch Inches	*Width For First Inch		
	C	D	E
3/4	.932	1.203	1.367
1	.892	1.785	1.545
1 1/2	.621	1.315	1.355
2	.508	1.400	1.422

* For widths greater than 1 in. add width desired minus 1 in. to above dimensions. Example: 3/4 pitch, 2 inch wide, the width between guides is 1.750 inches.

HV chain

(1) HV Chain Designation	(2) Nominal Width Inches	Average Ultimate Tensile Strength In Pounds	Average Wt. Per Foot In Pounds
3/8 Inch Pitch			
HV-303	3/4	5,625	.65
HV-304	1	7,500	.86
HV-306	1 1/2	11,250	1.30
HV-308	2	15,000	1.73
HV-312	3	22,500	2.59
1/2 Inch Pitch			
HV-404	1	10,000	1.15
HV-406	1 1/2	15,000	1.73
HV-408	2	20,000	2.30
HV-412	3	30,000	3.45
HV-416	4	40,000	4.60
3/4 Inch Pitch			
HV-606	1 1/2	22,500	2.60
HV-608	2	30,000	3.50
HV-612	3	45,000	5.20
HV-616	4	60,000	6.90
HV-620	5	75,000	8.60

(1) HV Chain Designation	(2) Nominal Width Inches	Average Ultimate Tensile Strength In Pounds	Average Wt. Per Foot In Pounds
1 Inch Pitch			
HV-808	2	40,000	4.60
HV-812	3	60,000	6.90
HV-816	4	80,000	9.20
HV-820	5	100,000	11.50
HV-824	6	120,000	13.80
1 1/2 Inch Pitch			
HV-1212	3	90,000	10.40
HV-1216	4	120,000	13.80
HV-1220	5	150,000	17.30
HV-1224	6	180,000	20.70
2 Inch Pitch			
HV- 1612	3	120,000	13.80
HV- 1616	4	160,000	18.40
HV- 1620	5	200,000	23.00
HV- 1624	6	240,000	27.60

- (1) Above chain sizes are stock in 10 ft. boxes. Each stock (10 ft.) and cut-to-length chains are supplied with one connecting pin set. Offset sections are not available.
 (2) Widths other than listed are available for special, approved applications.

HV drive selection

- Determine the R.P.M. and diameter of the high speed shaft.
- Determine the total horsepower to be transmitted.
- Determine proper service factor from table on page I-10.
- Establish Design Horsepower by multiplying total horsepower to be transmitted by the proper service factor.
- Select the chain pitch and width and number of teeth in the small sprocket from the Horsepower Rating Tables.
 - Be sure the small sprocket will accommodate the high speed shaft diameter.
 - If the high speed shaft diameter exceeds the maximum bore in the selected small sprocket it will be necessary either to increase the number of teeth in the sprocket or select the next larger pitch chain.
- Determine the required ratio:

$$\frac{\text{RPM high speed shaft}}{\text{RPM slow speed shaft}} = \text{Ratio}$$
- Multiply the number of teeth in the small sprocket by the ratio to obtain the number of teeth in the large sprocket.
- Turn to page I-11 to calculate chain length. HV drives use modified center distances to compensate for chain and sprocket tolerance as determined on page I-18.

CAUTION: RELATIVE TO APPLICATIONS INVOLVING THE HANDLING OF PEOPLE, CONTACT APPLICATION ENGINEERING AT 800 626-2093 MUST BE CONSULTED PRIOR TO DRIVE SELECTION.