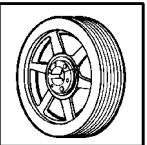
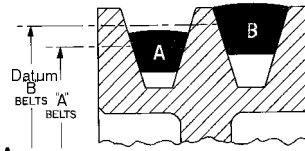


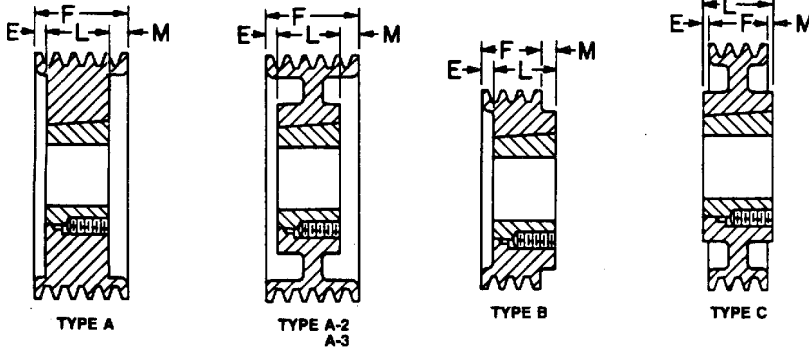
SELECTION/DIMENSIONS



A/B TAPER-LOCK SHEAVES



Drawing illustrates how either A or B belts may be used with Dual groove sheaves.



1-Groove						F = **	
O.D.▲	Part No.	Description	Wt.	Type†	E	M	
3.75	118190	1A3.0B3.4-1210	1.5	A1	.11	.04	
3.95	118191	1A3.2B3.6-1210	1.7	A1	.11	.04	
4.15	118301	1A3.4B3.8-1610	1.5	A1	.11	.04	
4.35	118302	1A3.6B4.0-1610	1.9	A1	.11	.04	
4.55	118194	1A3.8B4.2-1610	2.2	A1	.11	.04	
4.75	118195	1A4.0B4.4-1610	2.5	A1	.11	.04	
4.95	118196	1A4.2B4.6-1610	2.9	A1	.11	.04	
5.15	118197	1A4.4B4.8-1610	3.3	A1	.11	.04	
5.35	118198	1A4.6B5.0-1610	3.6	A1	.11	.04	
5.55	118199	1A4.8B5.2-1610	4.1	A1	.11	.04	
5.75	118200	1A5.0B5.4-1610	4.5	A1	.11	.04	
5.95	118201	1A5.2B5.6-1610	4.9	A1	0	0	
6.15	118202	1A5.4B5.8-1610	5.3	A1	0	0	
6.35	118203	1A5.6B6.0-1610	5.8	A1	0	0	
6.55	118204	1A5.8B6.2-1610	6.3	A1	0	0	
6.75	118205	1A6.0B6.4-1610	6.8	A1	0	0	
6.95	118206	1A6.2B6.6-1610	7.5	A1	0	0	
7.15	118207	1A6.4B6.8-1610	7.8	A1	0	0	
7.35	118340	1A6.6B7.0-2517	8.5	B1	0	.75	
7.75	118303	1A7.0B7.4-2517	9.4	B1	0	.75	
8.35	118341	1A7.6B8.0-2517	11.0	B1	0	.75	
8.95	118304	1A8.2B8.6-2517	12.0	B1	0	.75	
9.75	118305	1A9.0B9.4-2517	14.0	B1	0	.75	
11.35	118022	1A10.6B11.0-2517	15.0	B1	0	.75	
12.75	118023	1A12.0B12.4-2517	14.0	C3	.25	.50	
13.95	118342	1A13.2B13.6-2517	16.0	C3	.25	.50	
15.75	118024	1A15.0B15.4-2517	18.0	C3	.38	.38	
16.35	118343	1A15.6B16.0-2517	22.0	C3	.38	.38	
18.75	118025	1A18.0B18.4-2517	27.0	C3	.18	.43	


2-Groove						F = 1.75	
O.D.▲	Part No.	Description	Wt.	Type†	E	M	
3.75	118211	2A3.0B3.4-1210	2.2	A1	.10	.65	
3.95	118212	2A3.2B3.6-1210	2.6	A1	.10	.65	
4.15	118306	2A3.4B3.8-1610	2.5	A1	0	.75	
4.35	118307	2A3.6B4.0-1610	2.9	A1	0	.75	
4.55	118215	2A3.8B4.2-1610	3.3	A1	0	.75	
4.75	118216	2A4.0B4.4-1610	3.7	A1	0	.75	
4.95	118217	2A4.2B4.6-1610	4.2	A1	0	.75	
5.15	118218	2A4.4B4.8-1610	4.6	A1	0	.75	
5.35	118219	2A4.6B5.0-1610	5.0	A1	0	.75	
5.55	118220	2A4.8B5.2-1610	5.5	A1	0	.75	
5.75	118221	2A5.0B5.4-1610	5.9	A1	0	.75	
5.95	118222	2A5.2B5.6-1610	6.5	A1	0	.75	
6.15	118223	2A5.4B5.8-1610	6.9	A1	0	.75	
6.35	118224	2A5.6B6.0-1610	7.6	A1	0	.75	
6.55	118225	2A5.8B6.2-1610	8.2	A1	0	.75	
6.75	118226	2A6.0B6.4-1610	8.6	A1	0	.75	
6.95	118227	2A6.2B6.6-1610	9.5	A1	0	.75	
7.15	118228	2A6.4B6.8-1610	9.8	A1	0	.75	
7.35	118344	2A6.6B7.0-2517	14.0	A1	0	0	
7.75	118044	2A7.0B7.4-2517	14.0	A1	0	0	
8.35	118345	2A7.6B8.0-2517	15.0	C2	0	0	
8.95	118045	2A8.2B8.6-2517	15.0	C2	0	0	
9.75	118046	2A9.0B9.4-2517	18.0	C2	0	0	
11.35	118047	2A10.6B11.0-2517	25.0	C2	0	0	
12.75	118048	2A12.0B12.4-2517	18.0	C3	0	0	
13.95	118346	2A13.2B13.6-2517	24.0	C3	0	0	
15.75	118049	2A15.0B15.4-2517	24.0	C3	0	0	
16.35	118347	2A15.6B16.0-2517	26.0	C3	0	0	
18.75	118050	2A18.0B18.4-2517	33.0	C3	0	0	
20.35	114068	2B20.0-3020	31.0	C3	0	.25	
25.35	114069	2B25.0-3020	41.0	C3	0	.25	
30.35	114070	2B30.0-3020	52.0	C3	0	.25	
38.35	114071	2B38.0-3020	71.0	C3	0	.25	

▲ P.D. for "A" Belts = O.D. - .37"
 P.D. for "B" Belts = O.D. + .01"
 † Type 1 = Block Type, 2 = Web, 3 = Arm - See page PT7-2.

** 1.16" for 1A3.0B3.4 thru 1A4.4B4.8
 1.05" for 1A4.6B5.0 thru 1A5.0B5.4
 1.13" for 1A15.6B16.0 thru 1A18.0B18.4

BELTS PAGES PT7-28-PT7-41	SELECTION: WEDGE PAGES PT7-42-PT7-83	SELECTION: CLASSICAL PAGES PT7-84-PT7-123	ENGINEERING/TECHNICAL PAGES PT7-123-PT7-128
------------------------------	---	--	--

SELECTION/DIMENSIONS



A/B TAPER-LOCK SHEAVES

3-Groove			F = 2.50			
O.D.▲	Part No.	Description	Wt.	Type†	E	M
3.75	118229	3A3.0B3.4-1210	3.0	A1	0	1.50
3.95	118230	3A3.2B3.6-1210	3.5	A1	0	1.50
4.15	118308	3A3.4B3.8-1610	3.4	A1	0	1.50
4.35	118309	3A3.6B4.0-1610	4.0	A1	0	1.50
4.55	118233	3A3.8B4.2-1610	4.6	A1	0	1.50
4.75	118234	3A4.0B4.4-1610	4.9	A1	0	1.50
4.95	118235	3A4.2B4.6-1610	5.4	A1	0	1.50
5.15	118310	3A4.4B4.8-1610	5.9	A1	0	1.50
5.35	118311	3A4.6B5.0-1610	6.4	A1	0	1.50
5.55	118312	3A4.8B5.2-1610	7.0	A1	0	1.50
5.75	118313	3A5.0B5.4-2517	7.8	A1	.75	0
5.95	118314	3A5.2B5.6-2517	8.2	A1	.75	0
6.15	118315	3A5.4B5.8-2517	8.9	A1	.75	0
6.35	118316	3A5.6B6.0-2517	9.8	A1	.75	0
6.55	118317	3A5.8B6.2-2517	11.0	A1	0	.75
6.75	118318	3A6.0B6.4-2517	12.0	A1	0	.75
6.95	118319	3A6.2B6.6-2517	13.0	A1	0	.75
7.15	118320	3A6.4B6.8-2517	14.0	A1	0	.75
7.35	118348	3A6.6B7.0-2517	15.0	A1	0	.75
7.75	118069	3A7.0B7.4-2517	17.0	A1	.0	.75
8.35	118349	3A7.6B8.0-2517	19.0	A1	0	.75
8.95	118070	3A8.2B8.6-2517	19.0	A1	0	.75
9.75	118071	3A9.0B9.4-2517	21.0	A2	0	.75
11.35	118072	3A10.6B11.0-2517	28.0	A2	0	.75
12.75	118073	3A12.0B12.4-2517	22.0	A3	0	.75
13.95	118350	3A13.2B13.6-2517	25.0	A3	0	.75
15.75	118074	3A15.0B15.4-2517	30.0	A3	0	.75
16.35	118351	3A15.6B16.0-2517	32.0	A3	0	.75
18.75	118075	3A18.0B18.4-2517	39.0	A3	0	.75
20.35	114072	3B20.0-3020	39.0	A3	0	.50
25.35	114073	3B25.0-3020	52.0	A3	0	.50
30.35	114074	3B30.0-3020	66.0	A3	0	.50
38.35	114033	3B38.0-3020	103.0	A3	0	.50

5-Groove			F = 4.00			
O.D.▲	Part No.	Description	Wt.	Type†	E	M
3.75	118101	5A3.0B3.4-1215	4.9	A1	.87	1.62
3.95	118102	5A3.2B3.6-1215	5.4	A1	.87	1.62
4.15	118103	5A3.4B3.8-1215	5.1	A1	.87	1.62
4.35	118104	5A3.6B4.0-1215	6.1	A1	.87	1.62
4.55	118105	5A3.8B4.2-1615	6.6	A1	.87	1.62
4.75	118106	5A4.0B4.4-1615	6.9	A1	.87	1.62
4.95	118107	5A4.2B4.6-1615	8.6	A1	.87	1.62
5.15	118356	5A4.4B4.8-1615	9.4	A1	.87	1.62
5.35	118109	5A4.6B5.0-1615	9.2	A1	.87	1.62
5.55	118110	5A4.8B5.2-1615	9.9	A1	.87	1.62
5.75	118111	5A5.0B5.4-2517	11.0	A1	.81	1.43
5.95	118112	5A5.2B5.6-2517	11.0	A1	.81	1.43
6.15	118357	5A5.4B5.8-2517	13.0	A1	.81	1.43
6.35	118114	5A5.6B6.0-2517	13.0	A1	.81	1.43
6.55	118358	5A5.8B6.2-2517	14.0	A1	.81	1.43
6.75	118116	5A6.0B6.4-2517	15.0	A1	.81	1.43
6.95	118359	5A6.2B6.6-2517	16.0	A1	.81	1.43
7.15	118118	5A6.4B6.8-2517	18.0	A1	.81	1.43
7.35	118360	5A6.6B7.0-2517	18.0	A1	.75	1.50
7.75	118119	5A7.0B7.4-2517	22.0	A1	.75	1.50
8.35	118361	5A7.6B8.0-2517	23.0	A1	.50	1.75
8.95	118120	5A8.2B8.6-2517	24.0	A1	.75	1.50
9.75	118121	5A9.0B9.4-2517	26.0	A1	.75	1.50
11.35	118122	5A10.6B11.0-2517	32.0	A2	.75	1.50
12.75	118123	5A12.0B12.4-2517	35.0	A3	.75	1.50
13.95	118362	5A13.2B13.6-2517	38.0	A3	1.00	1.25
15.75	118124	5A15.0B15.4-2517	43.0	A3	.75	1.50
16.35	118363	5A15.6B16.0-2517	67.0	A3	.75	1.50
18.75	118125	5A18.0B18.4-2517	70.0	A3	.81	1.44
20.35	114050	5B20.0-3030	65.0	A3	.25	.75
25.35	114051	5B25.0-3030	84.0	A3	.25	.75
30.35	114052	5B30.0-3030	105.0	A3	.38	.63
38.35	114053	5B38.0-3030	144.0	A3	.25	.75

4-Groove			F = 3.25			
O.D.▲	Part No.	Description	Wt.	Type†	E	M
3.75	118247	4A3.0B3.4-1210	3.7	A1	2.25	0
3.95	118248	4A3.2B3.6-1210	4.4	A1	2.25	0
4.15	118321	4A3.4B3.8-1610	4.3	A1	2.25	0
4.35	118322	4A3.6B4.0-1610	5.1	A1	2.25	0
4.55	118251	4A3.8B4.2-1610	5.5	A1	2.25	0
4.75	118252	4A4.0B4.4-1610	6.0	A1	2.25	0
4.95	118253	4A4.2B4.6-1610	6.7	A1	2.25	0
5.15	118323	4A4.4B4.8-1610	7.2	A1	2.25	0
5.35	118324	4A4.6B5.0-2517	6.7	A1	1.50	0
5.55	118325	4A4.8B5.2-2517	8.0	A1	1.50	0
5.75	118326	4A5.0B5.4-2517	8.7	A1	1.50	0
5.95	118327	4A5.2B5.6-2517	9.8	A1	1.50	0
6.15	118328	4A5.4B5.8-2517	10.0	A1	1.50	0
6.35	118329	4A5.6B6.0-2517	12.0	A1	1.50	0
6.55	118090	4A5.8B6.2-2517	13.0	A1	0	1.50
6.75	118091	4A6.0B6.4-2517	13.0	A1	0	1.50
6.95	118092	4A6.2B6.6-2517	15.0	A1	0	1.50
7.15	118093	4A6.4B6.8-2517	15.0	A1	0	1.50
7.35	118352	4A6.6B7.0-2517	16.0	A1	0	1.50
7.75	118094	4A7.0B7.4-2517	19.0	A1	0	1.50
8.35	118353	4A7.6B8.0-2517	21.0	A1	0	1.50
8.95	118095	4A8.2B8.6-2517	21.0	A1	0	1.50
9.75	118096	4A9.0B9.4-2517	24.0	A1	0	1.50
11.35	118097	4A10.6B11.0-2517	31.0	A1	0	1.50
12.75	118098	4A12.0B12.4-2517	30.0	A3	.37	1.12
13.95	118354	4A13.2B13.6-2517	34.0	A3	.37	1.12
15.75	118099	4A15.0B15.4-2517	41.0	A3	.37	1.12
16.35	118355	4A15.6B16.0-2517	32.0	A3	.37	1.12
18.75	118100	4A18.0B18.4-2517	45.0	A3	.48	1.01
20.35	114075	4B20.0-3020	47.0	A3	.50	.75
25.35	114041	4B25.0-3030	73.0	A3	0	.25
30.35	114042	4B30.0-3030	91.0	A3	0	.25
38.35	114043	4B38.0-3030	123.0	A3	0	.25

6-Groove			F = 4.75			
O.D.▲	Part No.	Description	Wt.	Type†	E	M
4.55	118130	6A3.8B4.2-1615	7.9	A1	1.25	2.00
4.75	118131	6A4.0B4.4-1615	9.3	A1	1.25	2.00
4.95	118132	6A4.2B4.6-1615	9.7	A1	1.25	2.00
5.15	118364	6A4.4B4.8-1615	11.0	A1	1.25	2.00
5.35	118134	6A4.6B5.0-1615	10.0	A1	1.25	2.00
5.55	118135	6A4.8B5.2-1615	11.0	A1	1.25	2.00
5.75	118136	6A5.0B5.4-2517	12.0	A1	1.12	1.87
5.95	118137	6A5.2B5.6-2517	13.0	A1	1.12	1.87
6.15	118365	6A5.4B5.8-2517	14.0	A1	1.12	1.87
6.35	118139	6A5.6B6.0-2517	15.0	A1	1.12	1.87
6.55	118366	6A5.8B6.2-2517	16.0	A1	1.12	1.87
6.75	118141	6A6.0B6.4-2517	19.0	A1	1.12	1.87
6.95	118367	6A6.2B6.6-2517	20.0	A1	1.12	1.87
7.15	118143	6A6.4B6.8-2517	20.0	A1	1.12	1.87
7.35	118368	6A6.6B7.0-2517	21.0	A1	1.50	1.50
7.75	118144	6A7.0B7.4-2517	24.0	A1	1.12	1.87
8.35	118369	6A7.6B8.0-2517	26.0	A1	1.50	1.50
8.95	118145	6A8.2B8.6-2517	30.0	A2	1.50	1.50
9.75	118146	6A9.0B9.4-2517	30.0	A2	1.12	1.87
11.35	118147	6A10.6B11.0-2517	33.0	A2	1.12	1.87
12.75	118148	6A12.0B12.4-2517	37.0	A3	1.75	1.25
13.95	118370	6A13.2B13.6-2517	42.0	A3	1.50	1.50
15.75	118149	6A15.0B15.4-2517	47.0	A3	1.50	1.50
16.35	118371	6A15.6B16.0-2517	53.0	A3	1.50	1.50
18.75	118150	6A18.0B18.4-2517	68.0	A3	1.50	1.50
20.35	114060	6B20.0-3030	73.0	A3	.50	1.25
25.35	114061	6B25.0-3030	95.0	A3	.50	1.25
30.35	114062	6B30.0-3030	119.0	A3	.50	1.25
38.35	114063	6B38.0-3030	164.0	A3	.50	1.25

▲ P.D. for "A" Belts = O.D. - .37"
 P.D. for "B" Belts = O.D. + .01"

† Type 1 = Block Type, 2 = Web, 3 = Arm - See page PT7-2.

BELTS PAGES PT7-28-PT7-41	SELECTION: WEDGE PAGES PT7-42-PT7-83	SELECTION: CLASSICAL PAGES PT7-84-PT7-123	ENGINEERING/TECHNICAL PAGES PT7-123-PT7-128
------------------------------	---	--	--