

PT7-88

## Stock Classical Drives: Standard Motor Speeds

**Step 1-Determine Service Factor.** Refer to Typical Service factors, Table 7. Locate type of Driven and Driver equipment. (If an idler is used, increase the factor by value indicated). Correct factor is determined by: **1.** The extent and frequency of peak loads. **2.** Number of operating hours/year, broken down in average hours/day of continuous service. **3.** Proper service category: (Intermittent, Normal or Continuous). Select the one closest to the application conditions.

**Step 2-Compute Design HP.** Multiply normal running HP required or nameplate rating by service factor obtained in Step 1.

**Step 3-Choose Belt Section.** Using Table 6, below, read up from design HP figure obtained in Step 2 and over from the RPM of faster shaft. This intersection indicates belt sections.

**Step 4-Select the Drive.** **a).** Using belt section from Step 3, refer to Stock Drive Selection Tables beginning on page PT7-88. **b).** Under appropriate driver speed column find Driven RPM nearest to the desired speed. To the right note HP per Belt. Read left for Driver/Driven Sheave information. (If driver is an electric motor be sure motor sheave diameter is not less than shown in Table 8.) **c).** Read onto **opposite** page and find figure nearest the required center distance. Note Arc-Length Correction Factor in the shaded row **below** the C.D. figure. **d).** Read to the top of the table for the belt size. **e).** **To determine number of belts**, multiply the HP per Belt value by the Arc Length Correction Factor. This is the corrected HP/belt. Divide design HP by corrected HP figure to determine number of belts required.

### EXAMPLE OF SELECTION

Select a classical drive for a continuous duty 3-piston compressor, with a  $2\frac{7}{16}$ " shaft, to run at about 284 RPM, driven by a 30 HP, 1160 RPM squirrel cage electric motor with a  $2\frac{1}{8}$ " shaft. Desired center distance is approximately 36".

**Step 1-Service factor** from Table 7 is 1.4.

**Step 2-Design HP** =  $1.4 \times 30 = 42$  HP.

**Step 3-A C-section belt** is shown in Table 11 when reading to the right of 1160 RPM and up from 42 design HP.

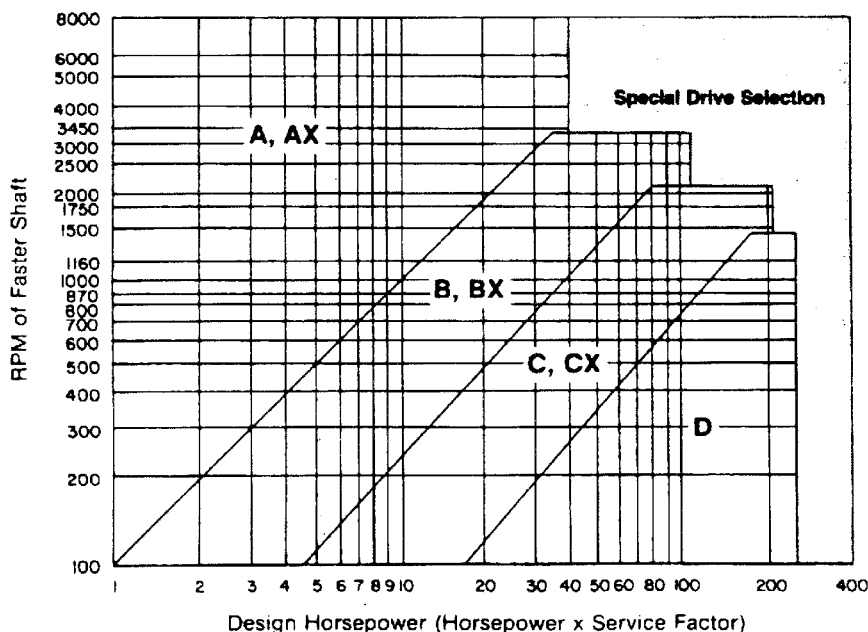
**Step 4-Turn to C-Stock Drive Selection Tables** beginning on page PT7-106. Under 1160 RPM Driven, read down to find 285 RPM. One selection is 284 on page PT7-110. Note HP/belt as 15.47 for all SL Classic belts and Polyband belts over 116" and 19.34 for all Classic-Cog and Polyband under 116". Also note sheaves listed as a 8.5 Driver, 36.0 Driven. Table 8 shows driver is not undersize. Reading to opposite page the C.D. figure of 35.9 is closest to 36". Top of table shows belt size as C144.

The HP/belt for SL Classic is 15.47. This value x the .95 factor = 14.7 corrected HP/belt.  $42 \text{ HP} \div 14.7 = 2.85$ . Going to the next whole number the drive requires 3 SL Classic belts. (Center to center operating distance is 35.9 nominal.) **Order:** **1.** 3-C144 SL Classic Belts.

**2.** 1-3-groove C8.5 TAPER-LOCK Sheave. **3.** 1- $2\frac{1}{8}$ " bore 2517 bushing. **4.** 1-3 groove C36.0 TAPER-LOCK Sheave. **5.** 1- $2\frac{7}{16}$ " bore 3535 bushing.


(The steps above may be used to figure a Classic-COG drive with higher HP ratings. This drive usually uses fewer grooves and will be more compact. The decision to use SL Classic, Classic-COG or POLYBAND belts involves economics, interchangeability, etc.).

**Table 6 - CLASSICAL CROSS SECTION SELECTION CHART**



SHEAVES PAGES PT7-2-PT7-27	BELTS PAGES PT7-28-PT7-41	SELECTION: WEDGE PAGES PT7-42-PT7-83	ENGINEERING/TECHNICAL PAGES PT7-123-PT7-128
-------------------------------	------------------------------	---	--

# SELECTION



## SERVICE FACTORS

TABLE 7 - TYPICAL SERVICE FACTORS

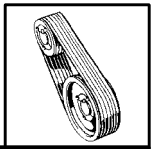
Driven Machine Types <small>Note: Certain machines may require flywheel sheaves or special construction to withstand heavy shock loads. Consult Mfg'r.</small>	Driver: Normal Torque NEMA Des. A or B Motors DC Shunt Wound Motors Multi-Cylinder Engines			Driver: High Torque NEMA Des. C or D Motors DC Series Wound Motors Single Cylinder Engines			
	Service*			Service*			
	Intermit.	Normal	Contin.	Intermit.	Normal	Cont.	
Agitators for Liquids Blowers and Exhausters Centrif. Pumps, Compressors Fans up to 10 HP Light Duty Conveyors	1.0	1.1	1.2	1.1	1.2	1.3	<b>*Note:</b> Intermittent: Up to 6 Hrs/Day Normal 6-16 Hrs/Day Continuous: 16-24 Hrs/Day  <b>Adder for Idlers:</b> Outside on slack side ..... 0.1 Inside on tight side ..... 0.1 Outside on tight side ..... 0.2
Belt Conveyors, Bulk Mat'l Dough Mixers Fans over 10 HP Generators Line Shafts Laundry Machinery Machine Tools Punches, Presses, Shears Printing Machinery Positive Displ. Rotary Pumps Revolving & Vibrating Screens	1.1	1.2	1.3	1.2	1.3	1.4	
Brick Machinery Bucket Elevators Exciters Piston Compressors Conveyors: Drag, Pan, Screw Hammer Mills Paper Mill Beaters Piston Pumps Pos. Displacement Blowers Pulverizers Saw Mill, Woodworking Mach'y Textile Machinery	1.2	1.3	1.4	1.4	1.5	1.6	
Crushers: Gyratory, Jaw, Roll Mills: Ball, Rod, Tube Hoists Rubber Calendars, Extruders, Mills	1.3	1.4	1.5	1.6	1.7	1.8	
Chokable Equipment, Fire Hazard	2.0	2.0	2.0	2.0	2.0	2.0	

TABLE 8 - MIN. RECOMMENDED CLASSICAL GROOVE SHEAVE DIAMETERS FOR DRIVES USING ELECTRIC MOTORS

Motor RPM	A, B, C, D, V-belt Sheave	Motor Horsepower																		
		1/2	3/4	1	1-1/2	2	3	5	7-1/2	10	15	20	25	30	40	50	60	75	100	125
870	Min. P.D.	2.2	2.4	2.4	2.4	3.0	3.0	3.8	4.4	4.6	5.4	6.0	6.8	6.8	8.2	9.0	10.0	10.5	12.5	...
	Max. Face Width	4.3	4.3	5.3	5.3	6.5	6.5	7.8	7.8	9.0	9.0	10.3	10.3	11.5	11.5	14.3	14.3	16.8	16.8	...
1160	Min. P.D.	...	2.2	2.4	2.4	2.4	3.0	3.0	3.8	4.4	4.6	5.4	6.0	6.8	6.8	8.2	9.0	10.0	11.0	12.5
	Max. Face Width	...	4.3	4.3	5.3	5.3	6.5	6.5	7.8	7.8	9.0	9.0	10.3	10.3	11.5	11.5	14.3	14.3	16.8	16.8
1750	Min. P.D.	...	...	2.2	2.4	2.4	2.4	3.0	3.0	3.8	4.4	4.6	5.0	5.4	6.0	6.8	7.4	9.0	10.0	11.5
	Max. Face Width	...	...	4.3	4.3	4.3	5.3	5.3	6.5	6.5	7.8	7.8	9.0	9.0	10.3	10.3	11.5	11.5	14.3	14.3
3500	Min. P.D.	...	...	...	2.2	2.4	2.4	2.6	3.0	3.0	3.8	4.4	4.4	...	...	...	...	...	...	...
	Max. Face Width	...	...	...	4.3	4.3	4.3	5.3	5.3	6.5	6.5	7.8	7.8	...	...	...	...	...	...	...

Data is per NEMA Standard MG1-14.42. In areas where sheaves are not listed, consult motor manufacturer.

SHEAVES PAGES PT7-2-PT7-27	BELTS PAGES PT7-28-PT7-41	SELECTION: WEDGE PAGES PT7-42-PT7-83	ENGINEERING/TECHNICAL PAGES PT7-123-PT7-128
-------------------------------	------------------------------	---	--



## Stock Classical Drives: Non Standard Motor Speeds Speed-up Drives

For Speeds Other Than Standard Motor Speeds:

**Step 1 - Determine Speed Ratio:**  $\left( \frac{\text{Driver RPM}}{\text{Driven RPM}} \right)$

**Step 2 - Compute Design HP.** Multiply normal running HP required or nameplate rating by service factor from Table 12.

**Step 3 - Determine Maximum Diameter of Driver**

$$\text{Sheave @ 6500 FPM : O.D.} = \frac{6500 \text{ FPM}}{.262 \times \text{RPM}}$$

**Step 4 - Select Belt Cross Section.** Using Table 6, read up from design HP figure obtained in Step 2 and over from the RPM of faster shaft. This intersection indicates belt section.

**Step 5 - Select Drive.** Using the belt section from Step 4, make a tentative sheave selection from **Stock Drive Selection Tables**. (Note that several choices are available in the ratio obtained from Step 1.) Other choices close to this ratio may also produce a functional drive. Read on to opposite page and find figure nearest the required center distance. The Arc Length Correction Factor is listed in the shaded row below the C.D. figure. Read to the top of the table for the belt size.

**Step 6 - Size the Drive.** From **Basic HP Tables** beginning on page PT7-116, locate HP rating at intersection of RPM row and small sheave column. To this, add the "additional HP" figure based on drive ratio. This becomes the rated HP. Multiply this sum by the arc-length correction factor noted in Step 5. This becomes the corrected HP per belt. To find

$$\text{required number of belts : } \frac{\text{Design HP}}{\text{Correction HP/Belt}}$$

### EXAMPLE OF SELECTION

A V-drive is needed for a 15 HP, 2000 RPM gasoline engine, with a 1-<sup>5</sup>/<sub>8</sub>" shaft, running a reducer on a belt conveyor. 2-<sup>3</sup>/<sub>16</sub>" reducer input shaft runs at 1350 RPM. Service is intermittent. Center distance is 36" .

**Step 1-Speed Ratio** =  $\frac{2200}{1350} = 1.48$

**Step 2-Service Factor**=1.1= Design HP= 15x1.1 = 16.5

**Step 3-Driver Sheave Max. Dia.** =  $\frac{6500}{.262 \times 2200} = 2.4$

**Step 4-Belt Cross Section** = Table 11 indicates A-AX.

**Step 5-Turn to A, AX Stock Drive Selection Tables** beginning on page PT7-89. Find the 1.48 Ratio obtained in the Step 1 calculations. The most economical drive shows a 4.6 Driver, 7.0 Driven Sheave. The C.D. nearest 36" is

36.5 The correction factor below the C.D. figure is 1.07. Top of table shows a A90 belt.

Refer to **Basic HP Tables** on page PT7-116. From the 2000 RPM of the faster shaft row and down from the 4.6 small sheave:

5.44 HP/belt plus an additional HP of .45 in the 1.52 thru 1.99 ratio column. The sum = 5.89 HP/belt x 1.07 arc length correction factor = 6.3 HP/belt.

$$\text{Number of belts} = \frac{16.5}{6.3} = 2.61 \text{ or 3 belts}$$

**Order:** 1-3 groove A4.6 TAPER-LOCK Sheave, 1-1<sup>5</sup>/<sub>8</sub>" bore 1610 bushing, 1-3 groove A7.0 sheave, 1-2<sup>3</sup>/<sub>16</sub>" bore 2517 bushing, 3-A90 SL Classic Belts.

### Example of an "A" Speed-Up Drive

A 10 HP 1750 RPM AC motor with a 1<sup>3</sup>/<sub>8</sub>" shaft is to drive a high speed blower @ 4000 RPM. The blower shaft is 1<sup>7</sup>/<sub>16</sub>", center distance 24" and equipment run 24 hrs./ day.

1. Service Factor from Table 12 is 1.2.
2. Design HP= 10x 1.2 = 12 HP.
3. Speed Ratio =  $\frac{4000}{1750} = 2.29$
4. In Stock Drive Table, under 2.29 ratio, sheaves are listed as 3.4 Driver/8.2 Driven. (In a speed-up drive the 3.4 sheave becomes the Driven, the 8.2 the Driver). The opposite page of the drive table shows the closest center distance as 24.4 with an arc length correction factor of .96. Belt shown at top of table is A66.
5. From Basic HP Tables a 3.4 sheave @ 4000 RPM = (4.38 + 1.00) = 5.20.  
5.38 x .96 = 5.16 corrected HP/belt.
6. Number of Belts =  $\frac{\text{Design HP}}{\text{Corrected HP}} = \frac{12}{5.16} = 2.33$  or 3 belts.
7. **Order:** 1-3 groove A8.2 TAPER-LOCK Sheave, 1-1<sup>3</sup>/<sub>8</sub>" bore 2517 bushing, 1-3 groove A3.4 TAPER-LOCK Sheave, 1-1<sup>7</sup>/<sub>16</sub>" bore 1610 bushing, 3-A66 SL Classic belts.

**NOTE:** To determine required belt length when center distance and sheave datum diameters are known, use the following formula.

$$L = 2c + 1.57 (D + d) + \frac{(D-d)^2}{4c}$$

L = Belt Length In Inches

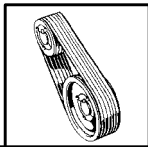
C = Center Distance

D = Datum Dia. of Large Sheave

d = Datum Dia. of Small Sheave

SHEAVES PAGES PT7-2-PT7-27	BELTS PAGES PT7-28-PT7-41	SELECTION: WEDGE PAGES PT7-42-PT7-83	ENGINEERING/TECHNICAL PAGES PT7-123-PT7-128
-------------------------------	------------------------------	---	--

# SELECTION



## Belt Correction Factors

**TABLE 9 - CLASSICAL BELT LENGTH CORRECTION FACTORS**

Datum Length	Factor	Datum Length	Factor	Datum Length	Factor	Datum Length	Factor	Datum Length	Factor	Datum Length	Factor	Datum Length	Factor
<b>A Belts</b>		<b>A Belts (Cont.)</b>		<b>A Belts (Cont.)</b>		<b>B Belts (Cont.)</b>		<b>B Belts (Cont.)</b>		<b>C Belts (Cont.)</b>		<b>D Belts (Cont.)</b>	
15.3	0.68	58.3	0.96	113.3	1.11	57.8	0.90	101.8	1.03	107.9	0.94	213.3	0.96
16.3	0.69	59.3	0.97	121.3	1.13	58.8	0.90	102.8	1.03	108.9	0.94	225.8	0.99
17.3	0.71	60.3	0.97	129.3	1.14	59.8	0.91	104.8	1.04	110.9	0.94	240.8	1.00
18.3	0.72	61.3	0.98	134.3	1.14	60.8	0.91	106.8	1.04	111.9	0.94	255.8	1.01
19.3	0.73	62.3	0.98	137.3	1.15	61.8	0.92	109.8	1.04	113.9	0.94	270.8	1.03
20.3	0.74	63.3	0.98	145.3	1.17	62.8	0.92	112.8	1.05	114.9	0.95	285.8	1.04
21.3	0.75	64.3	0.98	159.3	1.19	63.8	0.92	113.8	1.05	117.9	0.95	300.8	1.05
22.3	0.76	65.3	0.99	174.3	1.21	64.8	0.92	117.8	1.06	122.9	0.97	315.8	1.06
23.3	0.77	67.3	0.99	181.3	1.22	65.8	0.93	121.8	1.07	126.9	0.97	330.8	1.07
24.3	0.78	68.3	0.99	<b>B Belts</b>		66.8	0.93	125.8	1.07	130.9	0.98	345.8	1.08
25.3	0.79	69.3	1.00	23.8	0.71	67.8	0.93	129.8	1.08	138.9	0.99	360.8	1.09
26.3	0.80	70.3	1.00	24.8	0.72	68.8	0.94	134.8	1.09	146.9	1.00	390.8	1.11
27.3	0.81	71.3	1.00	25.8	0.73	69.8	0.95	137.8	1.09	152.9	1.01	420.8	1.12
28.3	0.81	72.3	1.01	26.8	0.74	70.8	0.95	145.8	1.11	160.9	1.02	450.8	1.14
29.3	0.82	73.3	1.01	27.8	0.75	71.8	0.95	149.8	1.11	164.9	1.03	480.8	1.16
30.3	0.82	74.3	1.01	28.8	0.75	72.8	0.95	159.8	1.13	175.9	1.04	540.8	1.18
31.3	0.83	75.3	1.02	29.8	0.76	73.8	0.95	163.8	1.13	182.9	1.05	600.8	1.20
32.3	0.84	76.3	1.02	30.8	0.77	74.8	0.96	174.8	1.15	197.9	1.07	<b>E Belts #</b>	
33.3	0.84	77.3	1.02	31.8	0.77	75.8	0.96	181.8	1.16	212.9	1.08	184.5	0.91
34.3	0.85	78.3	1.02	32.8	0.78	76.8	0.97	191.8	1.16	225.9	1.10	199.5	0.92
35.3	0.86	79.3	1.03	33.8	0.79	77.8	0.97	196.8	1.18	240.9	1.11	214.5	0.94
36.3	0.87	80.3	1.03	34.8	0.79	78.8	0.97	206.8	1.19	255.9	1.12	241.0	0.96
37.3	0.87	81.3	1.04	35.8	0.80	79.8	0.97	211.8	1.19	270.9	1.14	271.0	0.99
38.3	0.87	82.3	1.04	36.8	0.81	80.8	0.97	225.3	1.21	285.9	1.15	301.0	1.01
39.3	0.88	83.3	1.04	37.8	0.81	81.8	0.97	240.3	1.22	300.9	1.16	331.0	1.03
40.3	0.89	84.3	1.04	38.8	0.82	82.8	0.98	255.3	1.24	315.9	1.18	361.0	1.05
41.3	0.89	85.3	1.05	39.8	0.83	83.8	0.98	270.3	1.25	330.9	1.19	391.0	1.07
42.3	0.90	86.3	1.05	40.8	0.83	84.8	0.98	285.3	1.26	345.9	1.20	421.0	1.09
42.3	0.90	87.3	1.05	41.8	0.83	85.8	0.99	300.3	1.27	360.9	1.21	481.0	1.12
43.3	0.91	88.3	1.05	42.8	0.84	86.8	0.99	315.3	1.29	390.9	1.23	541.0	1.14
44.3	0.91	89.3	1.06	43.8	0.85	87.8	0.99	<b>C Belts</b>		420.9	1.24	601.0	1.17
45.3	0.92	90.3	1.06	44.8	0.85	88.8	0.99	53.9	0.80	450.9	1.26	.....	.....
46.3	0.92	91.3	1.06	45.8	0.85	89.8	1.00	57.9	0.81	480.9	1.27	.....	.....
47.3	0.93	92.3	1.06	46.8	0.86	90.8	1.00	62.9	0.82	<b>D Belts</b>		.....	.....
48.3	0.93	93.3	1.07	47.8	0.87	91.8	1.00	70.9	0.85	108.3	0.83	.....	.....
49.3	0.93	94.3	1.07	48.8	0.87	92.8	1.00	73.9	0.87	115.3	0.84	.....	.....
50.3	0.94	95.3	1.07	49.8	0.87	93.8	1.00	77.9	0.89	123.3	0.86	.....	.....
51.3	0.94	96.3	1.07	50.8	0.88	94.8	1.01	83.9	0.90	131.3	0.87	.....	.....
52.3	0.95	97.3	1.08	51.8	0.88	95.8	1.01	87.9	0.91	147.3	0.90	.....	.....
53.3	0.95	98.3	1.08	52.8	0.89	96.8	1.01	92.9	0.92	161.3	0.92	.....	.....
54.3	0.96	99.3	1.08	53.8	0.89	97.8	1.01	98.9	0.92	165.3	0.92	.....	.....
55.3	0.96	101.3	1.08	54.8	0.89	98.8	1.02	99.9	0.92	176.3	0.93	.....	.....
56.6	0.96	106.3	1.10	55.8	0.89	99.8	1.02	101.9	0.92	183.3	0.94	.....	.....
57.3	0.96	111.3	1.11	56.8	0.90	100.8	1.02	103.9	0.94	198.3	0.96	.....	.....

# E Belts recommended for replacement only, not for new drive design.

**TABLE 10 - ARC CORRECTION FACTORS**

$\frac{D-d}{C}$	Approx. Arc of Contact on Small Shv.	Factor	$\frac{D-d}{C}$	Approx. Arc of Contact on Small Shv.	Factor
.00	180°	1.00	.80	133°	.87
.10	174°	.99	.90	127°	.85
.20	169°	.97	1.00	120°	.82
.30	163°	.96	1.10	113°	.80
.40	157°	.94	1.20	106°	.77
.50	151°	.93	1.30	99°	.73
.60	145°	.91	1.40	91°	.70
.70	139°	.89	1.50	83°	.65

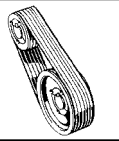
★ D=Dia. of large sheave.  
d=Dia of small sheave.  
C=Center distance.

SHEAVES PAGES PT7-2-PT7-27	BELTS PAGES PT7-28-PT7-41	SELECTION: WEDGE PAGES PT7-42-PT7-83	ENGINEERING/TECHNICAL PAGES PT7-123-PT7-128
-------------------------------	------------------------------	---	--





# SELECTION

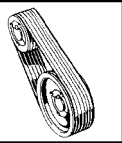

**A**
**S-L CLASSIC**
**AX**
**CLASSIC COG**
**STOCK DRIVE SELECTIONS**

Ratio	Stock Shv. Datum Diam.		3500 RPM Driver			1750 RPM Driver			1160 RPM Driver			Belt Size/Center Distance												
	Driver	Driven	Driven RPM	HP Per Belt		Driven RPM	HP Per Belt		Driven RPM	HP Per Belt		A26 AX26	A31 AX31	A33 AX33	A35 AX35	A38 AX38	A42 AX42	A46 AX46						
				A	AX		A	AX		A	AX													
1.36	3.0	4.2	2583	4.14	5.34	1291	2.73	3.44	856	2.02	2.57	8.0	10.5	11.5	12.5	14.0	16.0	18.0						
1.36	4.6	6.4	2571	8.48	9.35	1285	5.53	5.93	852	4.01	4.37	---	7.5	8.5	9.5	11.0	13.0	15.0						
1.37	5.0	7.0	2551	9.40	10.26	1276	6.19	6.52	846	4.50	4.80	---	6.7	7.7	8.7	10.2	12.2	14.2						
1.38	3.8	5.4	2531	6.46	7.45	1266	4.17	4.72	839	3.04	3.49	6.4	8.9	9.9	10.9	12.4	14.4	16.4						
1.38	6.4	9.0	2530	11.97	13.09	1265	8.41	8.49	838	6.13	6.25	---	---	---	---	7.4	9.5	11.5						
1.40	4.6	6.6	2497	8.51	9.38	1249	5.54	5.94	828	4.02	4.38	---	7.3	8.3	9.3	10.8	12.8	14.8						
1.40	3.6	5.2	2496	5.92	6.95	1248	3.82	4.42	827	2.79	3.27	6.7	9.2	10.2	11.2	12.7	14.7	16.7						
1.41	3.0	4.4	2475	4.18	5.38	1237	2.75	3.47	820	2.04	2.58	7.8	10.3	11.3	12.3	13.8	15.8	17.8						
1.42	4.8	7.0	2457	8.99	9.85	1228	5.88	6.25	814	4.27	4.60	---	6.8	7.8	8.8	10.3	12.3	14.3						
1.43	5.6	8.2	2439	10.66	11.57	1220	7.18	7.40	808	5.22	5.44	---	---	---	7.2	8.7	10.7	12.8						
1.44	4.2	6.2	2436	7.55	8.46	1218	4.88	5.35	807	3.54	3.95	5.4	7.9	8.9	9.9	11.4	13.4	15.5						
1.45	3.2	4.8	2419	4.80	5.94	1209	3.13	3.80	802	2.30	2.82	7.3	9.8	10.8	11.8	13.3	15.3	17.4						
1.47	3.0	4.6	2376	4.22	5.41	1188	2.77	3.48	787	2.05	2.60	7.6	10.2	11.2	12.2	13.7	15.7	17.7						
1.48	3.8	5.8	2367	6.52	7.50	1184	4.20	4.75	785	3.06	3.51	6.0	8.6	9.6	10.6	12.1	14.1	16.1						
1.48	4.6	7.0	2362	8.56	9.43	1181	5.56	5.97	783	4.04	4.39	---	6.9	8.0	9.0	10.5	12.5	14.5						
1.50	4.0	6.2	2330	7.07	8.01	1165	4.55	5.07	772	3.31	3.74	5.5	8.1	9.1	10.1	11.6	13.6	15.6						
1.50	3.2	5.0	2329	4.83	5.97	1164	3.14	3.81	772	2.31	2.83	7.2	9.7	10.7	11.7	13.2	15.2	17.2						
1.53	3.4	5.4	2289	5.42	6.50	1144	3.50	4.14	759	2.56	3.07	6.7	9.2	10.2	11.2	12.7	14.7	16.7						
1.53	3.0	4.8	2284	4.24	5.44	1142	2.78	3.50	757	2.06	2.60	7.5	10.0	11.0	12.0	13.5	15.5	17.5						
1.54	5.2	8.2	2276	9.92	10.79	1138	6.57	6.86	754	4.77	5.04	---	---	6.5	7.5	9.0	11.0	13.0						
1.55	4.0	6.4	2261	7.08	8.03	1131	4.56	5.08	749	3.32	3.74	5.4	7.9	8.9	9.9	11.4	13.4	15.4						
1.56	3.2	5.2	2246	4.85	5.99	1123	3.15	3.82	744	2.32	2.84	7.0	9.5	10.5	11.5	13.0	15.0	17.0						
1.57	5.6	9.0	2231	10.73	11.64	1116	7.21	7.43	740	5.24	5.46	---	---	---	---	8.0	10.0	12.1						
1.59	3.0	5.0	2199	4.27	5.46	1099	2.79	3.51	729	2.06	2.61	7.3	9.8	10.8	11.8	13.3	15.3	17.3						
1.59	4.0	6.6	2196	7.10	8.05	1098	4.57	5.08	728	3.32	3.75	---	7.7	8.7	9.7	11.3	13.3	15.3						
1.59	5.0	8.2	2195	9.51	10.37	1097	6.25	6.58	727	4.53	4.84	---	---	6.6	7.6	9.1	11.2	13.2						
1.60	3.6	6.0	2183	6.02	7.05	1092	3.87	4.47	724	2.82	3.30	6.0	8.5	9.5	10.5	12.1	14.1	16.1						
1.61	4.2	7.0	2172	7.62	8.54	1086	4.91	5.39	720	3.57	3.97	---	7.2	8.2	9.3	10.8	12.8	14.8						
1.61	3.2	5.4	2168	4.87	6.01	1084	3.16	3.83	718	2.32	2.85	6.8	9.3	10.3	11.3	12.9	14.9	16.9						
1.65	3.0	5.2	2120	4.28	5.48	1060	2.80	3.52	703	2.07	2.62	7.1	9.7	10.7	11.7	13.2	15.2	17.2						
<b>ARC-LENGTH CORRECTION FACTOR &gt;</b>												<b>0.73</b>	<b>0.78</b>	<b>0.80</b>	<b>0.81</b>	<b>0.83</b>	<b>0.86</b>	<b>0.89</b>						
1.65	3.6	6.2	2117	6.03	7.06	1059	3.88	4.47	702	2.83	3.31	5.8	8.4	9.4	10.4	11.9	13.9	15.9						
1.66	4.8	8.2	2113	9.09	9.95	1057	5.93	6.29	700	4.30	4.63	---	---	6.7	7.8	9.3	11.3	13.3						
1.67	3.8	6.6	2096	6.59	7.57	1048	4.23	4.79	695	3.08	3.53	5.3	7.9	8.9	9.9	11.4	13.4	15.4						
1.68	5.2	9.0	2082	9.97	10.83	1041	6.59	6.88	690	4.78	5.06	---	---	---	6.7	8.3	10.3	12.4						
1.69	3.4	6.0	2074	5.47	6.55	1037	3.53	4.16	687	2.58	3.08	6.1	8.7	9.7	10.7	12.2	14.2	16.2						
1.71	3.0	5.4	2047	4.30	5.49	1023	2.81	3.52	678	2.08	2.62	7.0	9.5	10.5	11.5	13.0	15.0	17.0						
1.72	6.0	10.6	2034	11.48	12.47	1017	7.86	8.01	674	5.72	5.89	---	---	---	---	---	8.3	10.4						
1.72	4.6	8.2	2031	8.64	9.51	1016	5.60	6.01	673	4.07	4.42	---	---	6.9	7.9	9.4	11.5	13.5						
1.74	3.4	6.2	2011	5.49	6.57	1005	3.53	4.17	666	2.59	3.09	5.9	8.5	9.5	10.5	12.0	14.0	16.1						
1.77	3.8	7.0	1982	6.61	7.59	991	4.24	4.80	657	3.09	3.54	---	7.5	8.5	9.5	11.1	13.1	15.1						
1.77	3.0	5.6	1978	4.31	5.51	989	2.82	3.53	656	2.08	2.63	6.8	9.3	10.3	11.3	12.8	14.8	16.8						
1.79	3.4	6.4	1951	5.50	6.58	976	3.54	4.17	647	2.59	3.09	5.8	8.3	9.3	10.3	11.9	13.9	15.9						
1.81	4.8	9.0	1933	9.12	9.98	966	5.95	6.31	641	4.31	4.64	---	---	---	7.0	8.6	10.6	12.6						
1.82	4.0	7.6	1921	7.15	8.10	961	4.59	5.11	637	3.34	3.77	---	6.8	7.8	8.9	10.4	12.4	14.4						
1.83	3.0	5.8	1914	4.32	5.52	957	2.82	3.53	634	2.08	2.63	6.6	9.1	10.1	11.2	12.7	14.7	16.7						
1.84	5.6	10.6	1906	10.79	11.70	953	7.25	7.46	632	5.26	5.49	---	---	---	---	---	8.6	10.6						
1.85	3.4	6.6	1895	5.51	6.58	948	3.54	4.18	628	2.59	3.09	5.6	8.1	9.2	10.2	11.7	13.7	15.7						
1.87	4.2	8.2	1868	7.68	8.59	934	4.94	5.42	619	3.59	3.99	---	6.1	7.1	8.2	9.7	11.7	13.8						
1.88	4.6	9.0	1858	8.67	9.53	929	5.62	6.02	616	4.07	4.43	---	---	---	7.1	8.7	10.7	12.8						
1.89	3.0	6.0	1854	4.33	5.53	927	2.83	3.54	615	2.09	2.63	6.4	9.0	10.0	11.0	12.5	14.5	16.5						
1.91	3.8	7.6	1833	6.63	7.62	917	4.25	4.81	608	3.10	3.55	---	6.9	8.0	9.0	10.5	12.6	14.6						
1.95	3.0	6.2	1798	4.34	5.53	899	2.83	3.54	596	2.09	2.64	6.2	8.8	9.8	10.8	12.3	14.3	16.3						
1.95	3.4	7.0	1793	5.52	6.60	896	3.55	4.18	594	2.60	3.10	5.2	7.8	8.8	9.8	11.3	13.4	15.4						
1.96	4.0	8.2	1787	7.17	8.12	893	4.60	5.12	592	3.35	3.77	---	6.2	7.3	8.3	9.8	11.9	13.9						
1.97	5.2	10.6	1779	10.01	10.88	889	6.61	6.90	590	4.80	5.07	---	---	---	---	---	8.8	10.9						
2.00	6.4	13.2	1747	12.15	13.27	874	8.50	8.58	579	6.19	6.31	---	---	---	---	---	---	---						
2.01	3.6	7.6	1746	6.09	7.12	873	3.91	4.50	579	2.85	3.33	---	7.1	8.1	9.1	10.7	12.7	14.7						
2.01	3.0	6.4	1745	4.34	5.54	872	2.83	3.55	578	2.09	2.64	6.0	8.6	9.6	10.6	12.2	14.2	16.2						
2.04	5.0	10.6	1715	9.59	10.45	857	6.29	6.62	568	4.56	4.86	---	---	---	---	---	9.0	11.0						
2.05	3.8	8.2	1705	6.65	7.63	853	4.26	4.82	565	3.10	3.55	---	6.3	7.4	8.4	10.0	12.0	14.1						
<b>ARC-LENGTH CORRECTION FACTOR &gt;</b>												<b>0.73</b>	<b>0.78</b>	<b>0.80</b>	<b>0.81</b>	<b>0.83</b>	<b>0.86</b>	<b>0.89</b>						

SHEAVES PAGES PT7-2-PT7-27	BELTS PAGES PT7-28-PT7-41	SELECTION: WEDGE PAGES PT7-42-PT7-83	ENGINEERING/TECHNICAL PAGES PT7-123-PT7-128
-------------------------------	------------------------------	---	--







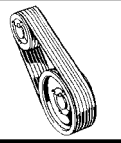
# SELECTION

## **A** S-L CLASSIC     **AX** CLASSIC COG     **STOCK DRIVE SELECTIONS**

Ratio	Stock Shv. Datum Diam.		3500 RPM Driver			1750 RPM Driver			1160 RPM Driver			Belt Size/Center Distance											
	Driver	Driven	Driven RPM	HP Per Belt		Driven RPM	HP Per Belt		Driven RPM	HP Per Belt		A26	A31	A33	A35	A38	A42	A46					
				A	AX		A	AX		A	AX	AX26	AX31	AX33	AX35	AX38	AX42	AX46					
2.07	3.0	6.6	1695	4.35	5.55	847	2.84	3.55	562	2.09	2.64	5.8	8.4	9.4	10.5	12.0	14.0	16.0					
2.07	5.6	12.0	1691	10.82	11.73	845	7.26	7.48	560	5.27	5.50	---	---	---	---	---	---	9.3					
2.11	3.4	7.6	1658	5.53	6.61	829	3.56	4.19	549	2.60	3.10	---	7.2	8.2	9.3	10.8	12.8	14.9					
2.12	4.8	10.6	1651	9.15	10.01	826	5.96	6.33	547	4.32	4.65	---	---	---	---	7.0	9.1	11.2					
2.13	6.0	13.2	1644	11.53	12.53	822	7.89	8.04	545	5.74	5.91	---	---	---	---	---	---	---					
2.14	4.0	9.0	1634	7.19	8.13	817	4.61	5.13	542	3.35	3.78	---	---	6.5	7.5	9.1	11.2	13.2					
2.16	3.6	8.2	1624	6.11	7.13	812	3.91	4.51	538	2.85	3.33	---	6.5	7.5	8.6	10.1	12.2	14.2					
2.18	3.0	7.0	1603	4.36	5.55	801	2.84	3.55	531	2.09	2.64	5.4	8.1	9.1	10.1	11.6	13.7	15.7					
2.20	4.6	10.6	1587	8.70	9.56	794	5.63	6.04	526	4.08	4.44	---	---	---	---	7.1	9.2	11.3					
2.22	5.2	12.0	1578	10.03	10.90	789	6.62	6.91	523	4.80	5.08	---	---	---	---	---	---	9.5					
2.23	3.2	7.6	1570	4.96	6.10	785	3.20	3.88	520	2.35	2.88	---	7.3	8.4	9.4	11.0	13.0	15.0					
2.27	3.4	8.2	1542	5.55	6.62	771	3.56	4.20	511	2.60	3.11	---	6.6	7.7	8.7	10.3	12.3	14.3					
2.30	5.0	12.0	1521	9.61	10.47	761	6.30	6.63	504	4.57	4.87	---	---	---	---	---	---	9.7					
2.36	3.6	9.0	1485	6.12	7.15	743	3.92	4.51	492	2.86	3.33	---	---	6.7	7.8	9.4	11.4	13.5					
2.36	3.0	7.6	1482	4.37	5.56	741	2.85	3.56	491	2.10	2.65	---	7.5	8.5	9.6	11.1	13.1	15.2					
2.39	4.8	12.0	1464	9.17	10.03	732	5.97	6.34	485	4.33	4.66	---	---	---	---	---	---	9.8					
2.40	3.2	8.2	1460	4.97	6.10	730	3.21	3.88	484	2.35	2.88	---	6.7	7.8	8.8	10.4	12.4	14.5					
2.40	4.2	10.6	1460	7.72	8.63	730	4.96	5.44	484	3.60	4.00	---	---	---	---	7.3	9.5	11.6					
2.43	5.2	13.2	1438	10.05	10.91	719	6.63	6.92	477	4.81	5.08	---	---	---	---	---	---	---					
2.48	3.4	9.0	1410	5.55	6.63	705	3.57	4.20	467	2.61	3.11	---	---	6.8	7.9	9.5	11.6	13.6					
2.49	4.6	12.0	1408	8.71	9.58	704	5.64	6.04	467	4.09	4.44	---	---	---	---	---	7.7	9.9					
2.51	4.0	10.6	1396	7.21	8.15	698	4.62	5.14	463	3.36	3.79	---	---	---	---	7.5	9.6	11.7					
2.52	5.0	13.2	1387	9.62	10.48	693	6.30	6.63	460	4.57	4.87	---	---	---	---	---	---	---					
2.54	3.0	8.2	1379	4.38	5.57	689	2.85	3.56	457	2.10	2.65	---	6.9	7.9	9.0	10.5	12.6	14.6					
2.57	5.6	15.0	1361	10.85	11.75	680	7.27	7.49	451	5.28	5.50	---	---	---	---	---	---	---					
2.62	3.2	9.0	1336	4.98	6.11	668	3.21	3.89	443	2.36	2.88	---	5.9	7.0	8.1	9.6	11.7	13.8					
2.62	4.8	13.2	1335	9.18	10.04	668	5.98	6.34	442	4.33	4.66	---	---	---	---	---	---	8.5					
2.63	3.8	10.6	1332	6.68	7.66	666	4.28	4.83	442	3.11	3.56	---	---	---	---	7.6	9.8	11.9					
2.67	5.6	15.6	1310	10.85	11.76	655	7.27	7.49	434	5.28	5.51	---	---	---	---	---	---	---					
2.70	4.2	12.0	1295	7.73	8.65	647	4.97	5.45	429	3.60	4.01	---	---	---	---	---	8.0	10.2					
<b>ARC-LENGTH CORRECTION FACTOR &gt;</b>												<b>0.70</b>	<b>0.75</b>	<b>0.76</b>	<b>0.79</b>	<b>0.80</b>	<b>0.81</b>	<b>0.84</b>					
2.71	6.4	18.0	1291	12.19	13.31	646	8.51	8.60	428	6.20	6.33	---	---	---	---	---	---	---					
2.73	4.6	13.2	1284	8.72	9.59	642	5.64	6.05	425	4.09	4.45	---	---	---	---	---	---	8.6					
2.76	3.6	10.6	1269	6.13	7.16	634	3.93	4.52	420	2.86	3.34	---	---	---	---	7.7	9.9	12.0					
2.78	3.0	9.0	1261	4.38	5.58	631	2.85	3.56	418	2.10	2.65	---	6.0	7.1	8.2	9.8	11.9	13.9					
2.83	4.0	12.0	1238	7.22	8.16	619	4.63	5.14	410	3.36	3.79	---	---	---	---	---	8.1	10.3					
2.86	5.0	15.0	1224	9.63	10.49	612	6.31	6.64	406	4.57	4.88	---	---	---	---	---	---	---					
2.88	6.0	18.0	1215	11.57	12.56	607	7.90	8.05	403	5.75	5.92	---	---	---	---	---	---	---					
2.90	3.4	10.6	1205	5.57	6.65	602	3.57	4.21	399	2.61	3.11	---	---	---	---	7.8	10.0	12.1					
2.96	3.8	12.0	1182	6.69	7.67	591	4.28	4.84	392	3.11	3.57	---	---	---	---	---	8.2	10.4					
2.97	4.8	15.0	1179	9.19	10.05	589	5.98	6.34	391	4.33	4.66	---	---	---	---	---	---	---					
3.07	3.2	10.6	1141	4.99	6.12	571	3.22	3.89	378	2.36	2.88	---	---	---	6.2	8.0	10.1	12.3					
3.09	4.6	15.0	1133	8.72	9.59	567	5.65	6.05	376	4.09	4.45	---	---	---	---	---	---	---					
3.10	4.0	13.2	1129	7.22	8.17	564	4.63	5.14	374	3.36	3.79	---	---	---	---	---	---	9.0					
3.11	3.6	12.0	1125	6.14	7.17	563	3.93	4.52	373	2.86	3.34	---	---	---	---	---	8.3	10.6					
3.13	6.0	19.6	1118	11.57	12.56	559	7.91	8.06	370	5.75	5.92	---	---	---	---	---	---	---					
3.21	4.6	15.6	1091	8.73	9.60	545	5.65	6.05	362	4.10	4.45	---	---	---	---	---	---	---					
3.25	3.0	10.6	1077	4.39	5.59	539	2.86	3.57	357	2.11	2.65	---	---	---	6.3	8.1	10.3	12.4					
3.25	3.8	13.2	1077	6.69	7.67	539	4.28	4.84	357	3.11	3.57	---	---	---	---	---	---	9.1					
3.29	5.2	18.0	1063	10.07	10.93	531	6.64	6.93	352	4.81	5.09	---	---	---	---	---	---	---					
3.36	4.2	15.0	1042	7.74	8.66	521	4.97	5.45	345	3.61	4.01	---	---	---	---	---	---	---					
3.41	3.6	13.2	1026	6.14	7.17	513	3.93	4.53	340	2.87	3.34	---	---	---	---	---	---	9.2					
3.42	5.0	18.0	1024	9.64	10.50	512	6.31	6.64	340	4.58	4.88	---	---	---	---	---	---	---					
3.46	3.2	12.0	1012	4.99	6.13	506	3.22	3.89	335	2.36	2.89	---	---	---	---	---	8.6	10.8					
3.49	4.2	15.6	1003	7.75	8.66	502	4.97	5.45	332	3.61	4.01	---	---	---	---	---	---	---					
3.51	4.0	15.0	997	7.23	8.17	498	4.63	5.15	330	3.36	3.79	---	---	---	---	---	---	---					
3.55	4.8	18.0	986	9.19	10.05	493	5.98	6.35	327	4.34	4.66	---	---	---	---	---	---	---					
3.58	5.2	19.6	977	10.07	10.93	489	6.64	6.93	324	4.81	5.09	---	---	---	---	---	---	---					
3.59	3.4	13.2	974	5.58	6.66	487	3.58	4.21	323	2.62	3.12	---	---	---	---	---	---	9.3					
3.65	4.0	15.6	959	7.23	8.17	480	4.63	5.15	318	3.36	3.79	---	---	---	---	---	---	---					
3.66	3.0	12.0	956	4.40	5.59	478	2.86	3.57	317	2.11	2.65	---	---	---	---	---	8.7	11.0					
<b>ARC-LENGTH CORRECTION FACTOR &gt;</b>												---	<b>0.71</b>	<b>0.73</b>	<b>0.75</b>	<b>0.77</b>	<b>0.77</b>	<b>0.81</b>					

SHEAVES PAGES PT7-2-PT7-27	BELTS PAGES PT7-28-PT7-41	SELECTION: WEDGE PAGES PT7-42-PT7-83	ENGINEERING/TECHNICAL PAGES PT7-123-PT7-128
-------------------------------	------------------------------	---	--





**A**

**S-L CLASSIC**

**AX**

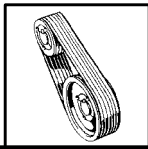
**CLASSIC COG**

**STOCK DRIVE SELECTIONS**

Ratio	Stock Shv.		3500 RPM Driver			1750 RPM Driver			1160 RPM Driver			Belt Size/Center Distance							
	Datum Diam.		Driven RPM	HP Per Belt		Driven RPM	HP Per Belt		Driven RPM	HP Per Belt		A26 AX26	A31 AX31	A33 AX33	A35 AX35	A38 AX38	A42 AX42	A46 AX46	
	Driver	Driven		A	AX		A	AX		A	AX								
<b>3.69</b>	4.6	18.0	948	8.73	9.60	474	5.65	6.05	314	4.10	4.45	---	---	---	---	---	---		
<b>3.71</b>	5.0	19.6	942	9.64	10.50	471	6.31	6.64	312	4.58	4.88	---	---	---	---	---	---		
<b>3.79</b>	3.2	13.2	923	4.99	6.13	461	3.22	3.89	306	2.36	2.89	---	---	---	---	---	9.5		
<b>3.82</b>	3.8	15.6	916	6.70	7.68	458	4.28	4.84	303	3.12	3.57	---	---	---	---	---	---		
<b>3.86</b>	3.6	15.0	906	6.15	7.17	453	3.93	4.53	300	2.87	3.34	---	---	---	---	---	---		
<b>3.92</b>	6.0	24.6	894	11.58	12.57	447	7.91	8.06	296	5.75	5.92	---	---	---	---	---	---		
<b>4.01</b>	4.2	18.0	872	7.75	8.66	436	4.98	5.45	289	3.61	4.01	---	---	---	---	---	9.6		
<b>4.02</b>	3.0	13.2	871	4.40	5.59	436	2.86	3.57	289	2.11	2.66	---	---	---	---	---	---		
<b>4.07</b>	3.4	15.0	860	5.58	6.66	430	3.58	4.21	285	2.62	3.12	---	---	---	---	---	---		
<b>4.20</b>	4.0	18.0	834	7.23	8.18	417	4.63	5.15	276	3.36	3.79	---	---	---	---	---	---		
<b>4.23</b>	3.4	15.6	828	5.58	6.66	414	3.58	4.21	274	2.62	3.12	---	---	---	---	---	---		
<b>4.30</b>	3.2	15.0	815	5.00	6.13	407	3.22	3.90	270	2.36	2.89	---	---	---	---	---	---		
<b>4.36</b>	4.2	19.6	802	7.75	8.66	401	4.98	5.46	266	3.61	4.01	---	---	---	---	---	---		
<b>4.40</b>	3.8	18.0	796	6.70	7.68	398	4.29	4.84	264	3.12	3.57	---	---	---	---	---	---		
<b>4.46</b>	3.2	15.6	784	5.00	6.13	392	3.22	3.90	260	2.36	2.89	---	---	---	---	---	---		
<b>ARC-LENGTH CORRECTION FACTOR &gt;</b>												---	---	---	---	---	---	---	<b>0.76</b>
<b>4.48</b>	5.2	24.6	782	10.07	10.94	391	6.64	6.93	259	4.82	5.09	---	---	---	---	---	---		
<b>4.55</b>	3.0	15.0	769	4.40	5.60	385	2.86	3.57	255	2.11	2.66	---	---	---	---	---	---		
<b>4.56</b>	4.0	19.6	767	7.23	8.18	384	4.63	5.15	254	3.37	3.79	---	---	---	---	---	---		
<b>4.62</b>	3.6	18.0	758	6.15	7.18	379	3.94	4.53	251	2.87	3.35	---	---	---	---	---	---		
<b>4.64</b>	5.0	24.6	754	9.65	10.51	377	6.32	6.64	250	4.58	4.88	---	---	---	---	---	---		
<b>4.73</b>	3.0	15.6	740	4.40	5.60	370	2.86	3.57	245	2.11	2.66	---	---	---	---	---	---		
<b>4.78</b>	3.8	19.6	732	6.70	7.68	366	4.29	4.84	243	3.12	3.57	---	---	---	---	---	---		
<b>4.82</b>	4.8	24.6	726	9.20	10.06	363	5.99	6.35	241	4.34	4.67	---	---	---	---	---	---		
<b>4.86</b>	3.4	18.0	720	5.58	6.66	360	3.58	4.22	239	2.62	3.12	---	---	---	---	---	---		
<b>5.01</b>	5.6	29.6	698	10.87	11.78	349	7.29	7.50	231	5.29	5.51	---	---	---	---	---	---		
<b>5.02</b>	3.6	19.6	697	6.15	7.18	349	3.94	4.53	231	2.87	3.35	---	---	---	---	---	---		
<b>5.13</b>	3.2	18.0	682	5.00	6.14	341	3.22	3.90	226	2.36	2.89	---	---	---	---	---	---		
<b>5.29</b>	3.4	19.6	662	5.58	6.66	331	3.58	4.22	219	2.62	3.12	---	---	---	---	---	---		
<b>5.37</b>	5.2	29.6	651	10.08	10.94	326	6.64	6.93	216	4.82	5.09	---	---	---	---	---	---		
<b>5.44</b>	3.0	18.0	644	4.40	5.60	322	2.86	3.57	213	2.11	2.66	---	---	---	---	---	---		
<b>ARC-LENGTH CORRECTION FACTOR &gt;</b>												---	---	---	---	---	---	---	---
<b>5.45</b>	4.2	24.6	642	7.76	8.67	321	4.98	5.46	213	3.61	4.02	---	---	---	---	---	---		
<b>5.57</b>	5.0	29.6	628	9.65	10.51	314	6.32	6.64	208	4.58	4.88	---	---	---	---	---	---		
<b>5.58</b>	3.2	19.6	627	5.00	6.14	314	3.22	3.90	208	2.36	2.89	---	---	---	---	---	---		
<b>5.70</b>	4.0	24.6	614	7.24	8.18	307	4.64	5.15	203	3.37	3.79	---	---	---	---	---	---		
<b>5.79</b>	4.8	29.6	605	9.20	10.06	302	5.99	6.35	200	4.34	4.67	---	---	---	---	---	---		
<b>5.91</b>	3.0	19.6	592	4.40	5.60	296	2.86	3.57	196	2.11	2.66	---	---	---	---	---	---		
<b>5.98</b>	3.8	24.6	586	6.70	7.69	293	4.29	4.84	194	3.12	3.57	---	---	---	---	---	---		
<b>6.02</b>	4.6	29.6	581	8.74	9.61	291	5.66	6.06	193	4.10	4.45	---	---	---	---	---	---		
<b>6.28</b>	3.6	24.6	558	6.15	7.18	279	3.94	4.53	185	2.87	3.35	---	---	---	---	---	---		
<b>6.35</b>	5.6	37.6	551	10.87	11.78	276	7.29	7.50	183	5.29	5.51	---	---	---	---	---	---		
<b>6.55</b>	4.2	29.6	535	7.76	8.67	267	4.98	5.46	177	3.61	4.02	---	---	---	---	---	---		
<b>6.61</b>	3.4	24.6	530	5.59	6.67	265	3.58	4.22	176	2.62	3.12	---	---	---	---	---	---		
<b>6.81</b>	5.2	37.6	514	10.08	10.94	257	6.65	6.94	170	4.82	5.09	---	---	---	---	---	---		
<b>6.84</b>	4.0	29.6	511	7.24	8.18	256	4.64	5.15	169	3.37	3.80	---	---	---	---	---	---		
<b>6.98</b>	3.2	24.6	502	5.00	6.14	251	3.23	3.90	166	2.37	2.89	---	---	---	---	---	---		
<b>ARC-LENGTH CORRECTION FACTOR &gt;</b>												---	---	---	---	---	---	---	---
<b>7.06</b>	5.0	37.6	496	9.65	10.51	248	6.32	6.65	164	4.58	4.88	---	---	---	---	---	---		
<b>7.17</b>	3.8	29.6	488	6.70	7.69	244	4.29	4.84	162	3.12	3.57	---	---	---	---	---	---		
<b>7.33</b>	4.8	37.6	477	9.21	10.07	239	5.99	6.35	158	4.34	4.67	---	---	---	---	---	---		
<b>7.39</b>	3.0	24.6	474	4.41	5.60	237	2.86	3.58	157	2.11	2.66	---	---	---	---	---	---		
<b>7.53</b>	3.6	29.6	465	6.15	7.18	232	3.94	4.53	154	2.87	3.35	---	---	---	---	---	---		
<b>7.63</b>	4.6	37.6	459	8.74	9.61	229	5.66	6.06	152	4.10	4.45	---	---	---	---	---	---		
<b>7.93</b>	3.4	29.6	441	5.59	6.67	221	3.58	4.22	146	2.62	3.12	---	---	---	---	---	---		
<b>8.29</b>	4.2	37.6	422	7.76	8.67	211	4.98	5.46	140	3.61	4.02	---	---	---	---	---	---		
<b>8.37</b>	3.2	29.6	418	5.00	6.14	209	3.23	3.90	139	2.37	2.89	---	---	---	---	---	---		
<b>8.67</b>	4.0	37.6	404	7.24	8.19	202	4.64	5.15	134	3.37	3.80	---	---	---	---	---	---		
<b>8.87</b>	3.0	29.6	395	4.41	5.60	197	2.87	3.58	131	2.11	2.66	---	---	---	---	---	---		
<b>9.09</b>	3.8	37.6	385	6.71	7.69	193	4.29	4.85	128	3.12	3.57	---	---	---	---	---	---		
<b>9.54</b>	3.6	37.6	367	6.16	7.18	183	3.94	4.53	122	2.87	3.35	---	---	---	---	---	---		
<b>10.05</b>	3.4	37.6	348	5.59	6.67	174	3.58	4.22	115	2.62	3.12	---	---	---	---	---	---		
<b>10.61</b>	3.2	37.6	330	5.01	6.14	165	3.23	3.90	109	2.37	2.89	---	---	---	---	---	---		
<b>11.24</b>	3.0	37.6	311	4.41	5.60	156	2.87	3.58	103	2.11	2.66	---	---	---	---	---	---		
<b>ARC-LENGTH CORRECTION FACTOR &gt;</b>												---	---	---	---	---	---	---	---

SHEAVES PAGES PT7-2-PT7-27	BELTS PAGES PT7-28-PT7-41	SELECTION: WEDGE PAGES PT7-42-PT7-83	ENGINEERING/TECHNICAL PAGES PT7-123-PT7-128
-------------------------------	------------------------------	---	--

# SELECTION

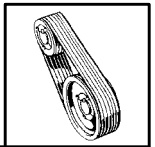


## A S-L CLASSIC AX CLASSIC COG STOCK DRIVE SELECTIONS

Ratio	Belt Size/Center Distance																		
	A48 AX48	A51 AX51	A53 AX53	A55 AX55	A60 AX60	A64 AX64	A66 AX66	A68 AX68	A71 AX71	A75 AX75	A78 AX78	A80 AX80	A85 AX85	A90 AX90	A96 AX96	A105 AX105	A112 AX112	A120 AX120	A128 AX128
3.69	---	---	---	---	10.8	13.2	14.3	15.5	17.1	19.2	20.8	21.9	24.5	27.1	30.2	34.8	38.3	42.4	46.4
3.71	---	---	---	---	---	---	12.1	13.3	15.1	17.3	18.9	20.0	22.7	25.3	28.4	33.0	36.6	40.7	44.7
3.79	10.6	12.3	13.3	14.4	17.0	19.1	20.2	21.2	22.7	24.8	26.3	27.3	29.9	32.4	35.4	40.0	43.5	47.5	51.5
3.82	---	---	10.2	11.4	14.2	16.4	17.4	18.5	20.1	22.1	23.7	24.7	27.3	29.8	32.9	37.5	41.0	45.0	49.1
3.86	---	9.9	11.1	12.2	15.0	17.1	18.2	19.2	20.8	22.8	24.4	25.4	28.0	30.5	33.6	38.1	41.7	45.7	49.7
3.92	---	---	---	---	---	---	---	---	---	---	---	13.4	16.5	19.4	22.7	27.6	31.2	35.4	39.5
4.01	---	---	---	---	11.1	13.5	14.6	15.7	17.4	19.5	21.1	22.1	24.8	27.4	30.4	35.0	38.6	42.7	46.7
4.02	10.7	12.4	13.5	14.5	17.2	19.3	20.3	21.3	22.9	24.9	26.4	27.5	30.0	32.5	35.6	40.1	43.6	47.7	51.7
4.07	---	10.0	11.2	12.3	15.1	17.2	18.3	19.3	20.9	23.0	24.5	25.5	28.1	30.7	33.7	38.3	41.8	45.8	49.9
4.20	---	---	---	---	11.2	13.6	14.7	15.8	17.5	19.6	21.2	22.3	24.9	27.5	30.6	35.2	38.7	42.8	46.9
4.23	---	9.2	10.5	11.6	14.4	16.6	17.7	18.7	20.3	22.4	24.0	25.0	27.6	30.1	33.2	37.7	41.3	45.3	49.4
4.30	8.3	10.1	11.3	12.5	15.2	17.4	18.4	19.5	21.0	23.1	24.7	25.7	28.2	30.8	33.8	38.4	41.9	46.0	50.0
4.36	---	---	---	---	---	11.4	12.6	13.8	15.6	17.8	19.4	20.5	23.2	25.8	28.9	33.6	37.2	41.2	45.3
4.40	---	---	---	---	11.3	13.7	14.8	16.0	17.6	19.8	21.4	22.4	25.0	27.6	30.7	35.3	38.9	43.0	47.0
4.46	---	9.3	10.6	11.8	14.6	16.7	17.8	18.9	20.5	22.5	24.1	25.1	27.7	30.3	33.3	37.9	41.4	45.5	49.5
	<b>0.78</b>	<b>0.79</b>	<b>0.80</b>	<b>0.81</b>	<b>0.82</b>	<b>0.83</b>	<b>0.85</b>	<b>0.85</b>	<b>0.87</b>	<b>0.91</b>	<b>0.92</b>	<b>0.94</b>	<b>0.97</b>	<b>0.99</b>	<b>1.02</b>	<b>1.05</b>	<b>1.07</b>	<b>1.10</b>	<b>1.12</b>
4.48	---	---	---	---	---	---	---	---	---	---	12.5	13.9	17.0	19.9	23.2	28.1	31.8	35.9	40.1
4.55	8.4	10.3	11.4	12.6	15.3	17.5	18.5	19.6	21.2	23.2	24.8	25.8	28.4	30.9	34.0	38.6	42.1	46.1	50.2
4.56	---	---	---	---	---	11.5	12.7	13.9	15.7	17.9	19.6	20.7	23.3	26.0	29.1	33.7	37.3	41.4	45.5
4.62	---	---	---	---	11.4	13.8	15.0	16.1	17.7	19.9	21.5	22.5	25.2	27.8	30.9	35.5	39.0	43.1	47.1
4.64	---	---	---	---	---	---	---	---	---	---	12.6	14.0	17.1	20.0	23.4	28.2	31.9	36.1	40.2
4.73	---	9.4	10.7	11.9	14.7	16.9	17.9	19.0	20.6	22.7	24.2	25.3	27.8	30.4	33.5	38.0	41.6	45.6	49.6
4.78	---	---	---	---	11.6	12.9	14.1	15.8	18.1	19.7	20.8	23.5	26.1	29.2	33.9	37.4	41.5	45.6	
4.82	---	---	---	---	---	---	---	---	---	12.7	14.1	17.2	20.1	23.5	28.3	32.0	36.2	40.4	
4.86	---	---	---	---	11.5	13.9	15.1	16.2	17.9	20.0	21.6	22.7	25.3	27.9	31.0	35.6	39.2	43.2	47.3
5.01	---	---	---	---	---	---	---	---	---	---	---	---	---	16.7	22.3	26.3	30.7	35.0	
5.02	---	---	---	---	11.7	13.0	14.2	15.9	18.2	19.8	20.9	23.6	26.2	29.3	34.0	37.6	41.7	45.7	
5.13	---	---	---	---	11.7	14.1	15.2	16.3	18.0	20.1	21.7	22.8	25.4	28.0	31.1	35.7	39.3	43.4	47.4
5.29	---	---	---	---	---	11.8	13.1	14.3	16.1	18.3	20.0	21.0	23.7	26.4	29.5	34.1	37.7	41.8	45.9
5.37	---	---	---	---	---	---	---	---	---	---	---	---	---	16.9	22.5	26.5	30.9	35.2	
5.44	---	---	---	---	11.8	14.2	15.3	16.5	18.1	20.3	21.9	22.9	25.6	28.2	31.3	35.9	39.5	43.5	47.6
	<b>0.78</b>	<b>0.79</b>	<b>0.80</b>	<b>0.81</b>	<b>0.82</b>	<b>0.83</b>	<b>0.85</b>	<b>0.85</b>	<b>0.87</b>	<b>0.91</b>	<b>0.92</b>	<b>0.94</b>	<b>0.97</b>	<b>0.99</b>	<b>1.02</b>	<b>1.05</b>	<b>1.07</b>	<b>1.10</b>	<b>1.12</b>
5.45	---	---	---	---	---	---	---	---	---	---	13.1	14.4	17.6	20.5	23.9	28.7	32.4	36.6	40.8
5.57	---	---	---	---	---	11.9	13.2	14.4	16.2	18.4	---	---	---	17.1	22.6	26.7	31.1	35.3	
5.58	---	---	---	---	---	---	---	---	---	---	20.1	21.2	23.8	26.5	29.6	34.3	37.9	42.0	46.0
5.70	---	---	---	---	---	---	---	---	---	---	13.2	14.6	17.7	20.6	24.0	28.9	32.6	36.8	40.9
5.79	---	---	---	---	---	---	---	---	---	---	---	---	---	17.2	22.8	26.8	31.2	35.5	
5.91	---	---	---	---	---	12.1	13.3	14.5	16.3	18.6	20.2	21.3	24.0	26.6	29.8	34.4	38.0	42.1	46.2
5.98	---	---	---	---	---	---	---	---	---	---	13.3	14.7	17.8	20.7	24.1	29.0	32.7	36.9	41.0
6.02	---	---	---	---	---	---	---	---	---	---	---	---	---	17.3	22.9	26.9	31.3	35.6	
6.28	---	---	---	---	---	---	---	---	---	---	13.4	14.8	17.9	20.9	24.2	29.1	32.8	37.0	41.2
6.35	---	---	---	---	---	---	---	---	---	---	---	---	---	---	---	---	20.5	25.8	
6.55	---	---	---	---	---	---	---	---	---	---	---	---	---	17.5	23.1	27.1	31.6	35.9	
6.61	---	---	---	---	---	---	---	---	---	---	13.5	14.9	18.1	21.0	24.4	29.2	33.0	37.2	41.3
6.81	---	---	---	---	---	---	---	---	---	---	---	---	---	---	---	---	20.7	26.0	
6.84	---	---	---	---	---	---	---	---	---	---	---	---	---	17.6	23.3	27.3	31.7	36.0	
6.98	---	---	---	---	---	---	---	---	---	---	13.6	15.0	18.2	21.1	24.5	29.4	33.1	37.3	41.4
	---	---	---	---	---	<b>0.76</b>	<b>0.76</b>	<b>0.78</b>	<b>0.83</b>	<b>0.87</b>	<b>0.89</b>	<b>0.91</b>	<b>0.94</b>	<b>0.97</b>	<b>1.00</b>	<b>1.04</b>	<b>1.06</b>	<b>1.09</b>	<b>1.11</b>
7.06	---	---	---	---	---	---	---	---	---	---	---	---	---	---	---	---	20.8	26.1	
7.17	---	---	---	---	---	---	---	---	---	---	---	---	---	---	17.7	23.4	27.4	31.8	36.1
7.33	---	---	---	---	---	---	---	---	---	---	---	---	---	---	---	---	20.9	26.2	
7.39	---	---	---	---	---	---	---	---	---	11.3	13.7	15.1	18.3	21.2	24.6	29.5	33.2	37.4	41.6
7.53	---	---	---	---	---	---	---	---	---	---	---	---	---	17.9	23.5	27.5	31.9	36.3	
7.63	---	---	---	---	---	---	---	---	---	---	---	---	---	---	---	---	21.1	26.4	
7.93	---	---	---	---	---	---	---	---	---	---	---	---	---	18.0	23.6	27.6	32.1	36.4	
8.29	---	---	---	---	---	---	---	---	---	---	---	---	---	---	---	---	21.3	26.6	
8.37	---	---	---	---	---	---	---	---	---	---	---	---	---	18.1	23.7	27.8	32.2	36.5	
8.67	---	---	---	---	---	---	---	---	---	---	---	---	---	---	---	---	21.4	26.7	
8.87	---	---	---	---	---	---	---	---	---	---	---	---	---	---	18.2	23.9	27.9	32.3	36.6
9.09	---	---	---	---	---	---	---	---	---	---	---	---	---	---	---	---	21.5	26.8	
9.54	---	---	---	---	---	---	---	---	---	---	---	---	---	---	---	---	21.6	26.9	
10.05	---	---	---	---	---	---	---	---	---	---	---	---	---	---	---	---	21.7	27.1	
10.61	---	---	---	---	---	---	---	---	---	---	---	---	---	---	---	---	21.9	27.2	
11.24	---	---	---	---	---	---	---	---	---	---	---	---	---	---	---	---	22.0	27.3	
	---	---	---	---	---	---	---	---	<b>0.75</b>	<b>0.77</b>	<b>0.80</b>	<b>0.82</b>	<b>0.88</b>	<b>0.93</b>	<b>0.99</b>	<b>1.02</b>	<b>1.05</b>	<b>1.08</b>	

SHEAVES PAGES PT7-2-PT7-27	BELTS PAGES PT7-28-PT7-41	SELECTION: WEDGE PAGES PT7-42-PT7-83	ENGINEERING/TECHNICAL PAGES PT7-123-PT7-128
-------------------------------	------------------------------	---	--

# SELECTION

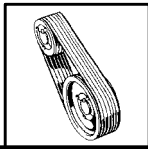


**A** S-L CLASSIC      **AX** CLASSIC COG

## Basic Horsepower Rating

Faster Shaft RPM	Rated HP per Belt for Small Sheave Datum Dia.																							
	2.2		2.6		3.0		3.2		3.4		3.6		3.8		4.0		4.2		4.6		4.8		5.0	
	AX	AX	A	AX	A	AX	A	AX	A	AX	A	AX	A	AX	A	AX	A	AX	A	AX	A	AX	A	AX
870	1.02	1.40	1.31	1.78	1.51	1.96	1.71	2.14	1.91	2.32	2.10	2.50	2.30	2.68	2.49	2.86	2.87	3.20	3.06	3.38	3.25	3.55		
1160	1.22	1.70	1.62	2.18	1.87	2.41	2.13	2.64	2.38	2.87	2.63	3.10	2.88	3.32	3.13	3.55	3.62	3.98	3.85	4.20	4.10	4.42		
1750	1.52	2.21	2.13	2.87	2.50	3.20	2.86	3.52	3.21	3.83	3.57	4.15	3.92	4.46	4.26	4.77	4.94	5.37	5.28	5.67	5.61	5.96		
3500	1.97	3.14	3.02	4.26	3.63	4.80	4.22	5.34	4.80	5.86	5.36	6.37	5.91	6.88	6.44	7.37	7.44	8.32	7.92	8.78	8.38	9.23		
100	0.21	0.27	0.23	0.33	0.26	0.36	0.29	0.38	0.32	0.41	0.35	0.44	0.37	0.47	0.40	0.50	0.46	0.55	0.46	0.58	0.51	0.61		
200	0.36	0.47	0.42	0.57	0.47	0.63	0.52	0.68	0.57	0.73	0.63	0.78	0.68	0.83	0.73	0.88	0.83	0.99	0.88	1.04	0.93	1.09		
300	0.49	0.64	0.58	0.79	0.65	0.87	0.73	0.94	0.81	1.02	0.88	1.09	0.96	1.16	1.03	1.23	1.18	1.38	1.25	1.45	1.33	1.52		
400	0.60	0.80	0.72	0.99	0.82	1.09	0.92	1.18	1.02	1.28	1.12	1.37	1.22	1.46	1.31	1.56	1.50	1.74	1.60	1.83	1.70	1.92		
500	0.70	0.94	0.86	1.18	0.98	1.29	1.10	1.41	1.22	1.52	1.34	1.63	1.46	1.75	1.58	1.86	1.82	2.08	1.93	2.19	2.05	2.29		
600	0.80	1.08	0.99	1.35	1.14	1.49	1.28	1.62	1.42	1.75	1.56	1.88	1.70	2.01	1.84	2.14	2.11	2.40	2.25	2.53	2.39	2.65		
700	0.88	1.20	1.12	1.52	1.28	1.67	1.44	1.82	1.61	1.97	1.77	2.12	1.93	2.27	2.09	2.42	2.40	2.71	2.56	2.85	2.72	3.00		
800	0.97	1.32	1.23	1.67	1.42	1.84	1.60	2.01	1.78	2.18	1.97	2.35	2.15	2.52	2.33	2.68	2.68	3.00	2.86	3.17	3.03	3.32		
900	1.04	1.44	1.35	1.82	1.55	2.01	1.75	2.20	1.96	2.38	2.16	2.57	2.36	2.75	2.56	2.93	2.95	3.29	3.15	3.47	3.34	3.64		
1000	1.11	1.54	1.45	1.96	1.68	2.17	1.90	2.37	2.12	2.58	2.34	2.78	2.56	2.98	2.78	3.17	3.21	3.56	3.43	3.76	3.64	3.95		
1100	1.18	1.64	1.56	2.10	1.80	2.32	2.04	2.54	2.29	2.76	2.52	2.98	2.76	3.20	3.00	3.41	3.47	3.83	3.70	4.04	3.93	4.24		
1200	1.24	1.74	1.66	2.23	1.92	2.47	2.18	2.71	2.44	2.94	2.70	3.18	2.96	3.41	3.21	3.64	3.71	4.09	3.96	4.31	4.21	4.53		
1300	1.30	1.83	1.75	2.36	2.03	2.61	2.31	2.87	2.59	3.12	2.87	3.37	3.14	3.61	3.41	3.86	3.95	4.34	4.22	4.57	4.48	4.81		
1400	1.35	1.92	1.84	2.46	2.14	2.75	2.44	3.02	2.74	3.29	3.03	3.55	3.32	3.81	3.61	4.07	4.18	4.58	4.47	4.83	4.75	5.08		
1500	1.41	2.01	1.93	2.59	2.25	2.88	2.57	3.17	2.88	3.45	3.19	3.73	3.50	4.00	3.81	4.28	4.41	4.81	4.71	5.08	5.00	5.34		
1600	1.46	2.09	2.01	2.71	2.35	3.01	2.69	3.31	3.02	3.61	3.35	3.90	3.67	4.19	3.99	4.48	4.63	5.04	4.94	5.32	5.25	5.59		
1700	1.50	2.17	2.09	2.82	2.45	3.13	2.80	3.45	3.15	3.76	3.49	4.07	3.84	4.37	4.17	4.67	4.84	5.26	5.17	5.55	5.49	5.84		
1800	1.55	2.24	2.17	2.92	2.54	3.26	2.91	3.58	3.28	3.91	3.64	4.23	4.00	4.55	4.35	4.86	5.05	5.46	5.39	5.78	5.73	6.08		
1900	1.59	2.32	2.25	3.02	2.64	3.37	3.02	3.71	3.40	4.05	3.78	4.39	4.15	4.72	4.52	5.05	5.24	5.69	5.60	6.00	5.95	6.32		
2000	1.63	2.38	2.32	3.12	2.72	3.48	3.13	3.84	3.52	4.19	3.91	4.54	4.30	4.88	4.68	5.22	5.44	5.89	5.81	6.22	6.17	6.54		
2100	1.66	2.45	2.39	3.22	2.81	3.59	3.23	3.96	3.64	4.33	4.04	4.69	4.45	5.05	4.84	5.40	5.62	6.09	6.00	6.43	6.38	6.76		
2200	1.70	2.52	2.45	3.31	2.89	3.70	3.32	4.08	3.75	4.46	4.17	4.84	4.59	5.20	5.00	5.57	5.80	6.28	6.19	6.63	6.58	6.98		
2300	1.73	2.58	2.51	3.40	2.97	3.80	3.41	4.20	3.86	4.59	4.29	4.98	4.72	5.36	5.14	5.73	5.97	6.47	6.37	6.83	6.77	7.19		
2400	1.76	2.64	2.57	3.49	3.04	3.90	3.50	4.31	3.96	4.71	4.41	5.11	4.85	5.51	5.28	5.89	6.13	6.65	6.55	7.02	6.96	7.39		
2500	1.79	2.69	2.63	3.57	3.11	4.00	3.59	4.42	4.06	4.84	4.52	5.25	4.97	5.65	5.42	6.05	6.29	6.83	6.72	7.21	7.13	7.59		
2600	1.81	2.75	2.68	3.65	3.18	4.09	3.67	4.53	4.15	4.95	4.63	5.38	5.09	5.79	5.55	6.20	6.44	7.00	6.87	7.39	7.30	7.78		
2700	1.84	2.80	2.73	3.73	3.24	4.18	3.75	4.63	4.24	5.07	4.73	5.50	5.20	5.93	5.67	6.35	6.58	7.17	7.02	7.57	7.46	7.96		
2800	1.86	2.85	2.78	3.80	3.30	4.27	3.82	4.73	4.33	5.18	4.82	5.62	5.31	6.06	5.79	6.49	6.72	7.33	7.17	7.74	7.61	8.14		
2900	1.88	2.90	2.82	3.88	3.36	4.35	3.89	4.82	4.41	5.29	4.92	5.74	5.41	6.19	5.90	6.63	6.85	7.49	7.30	7.90	7.74	8.32		
3000	1.90	2.94	2.86	3.95	3.41	4.44	3.95	4.92	4.48	5.39	5.00	5.85	5.51	6.31	6.01	6.76	6.97	7.64	7.43	8.06	7.87	8.48		
3100	1.92	2.98	2.90	4.01	3.46	4.51	4.02	5.01	4.56	5.49	5.09	5.97	5.60	6.43	6.11	6.89	7.08	7.78	7.54	8.22	8.00	8.64		
3200	1.93	3.03	2.94	4.08	3.51	4.59	4.07	5.09	4.62	5.59	5.16	6.07	5.69	6.55	6.20	7.02	7.18	7.93	7.65	8.37	8.11	8.80		
3300	1.95	3.06	2.97	4.14	3.55	4.66	4.13	5.18	4.69	5.68	5.23	6.18	5.77	6.66	6.28	7.14	7.28	8.06	7.75	8.51	8.21	8.95		
3400	1.96	3.10	3.00	4.20	3.59	4.74	4.18	5.26	4.75	5.77	5.30	6.28	5.84	6.77	6.36	7.25	7.36	8.19	7.84	8.65	8.30	9.10		
3500	1.97	3.14	3.02	4.26	3.63	4.80	4.22	5.34	4.80	5.86	5.36	6.37	5.91	6.88	6.44	7.37	7.44	8.32	7.92	8.78	8.38	9.23		
3600	1.98	3.17	3.04	4.31	3.56	4.87	4.26	5.41	4.85	5.94	5.42	6.47	5.97	6.98	6.50	7.48	7.51	8.44	7.99	8.91	8.45	9.37		
3700	1.99	3.20	3.06	4.37	3.69	4.93	4.30	5.49	4.89	6.03	5.47	6.56	6.02	7.07	6.56	7.58	7.57	8.56	8.05	9.03	8.50	9.50		
3800	1.99	3.23	3.08	4.42	3.71	4.99	4.33	5.55	4.93	6.10	5.51	6.64	6.07	7.17	6.61	7.68	7.63	8.67	8.10	9.15	8.55	9.62		
3900	2.00	3.26	3.09	4.47	3.74	5.05	4.36	5.62	4.97	6.18	5.55	6.73	6.11	7.26	6.65	7.78	7.67	8.78	8.14	9.26	8.59	9.73		
4000	2.00	3.29	3.10	4.51	3.75	5.11	4.38	5.69	4.99	6.25	5.58	6.81	6.15	7.34	6.69	7.87	7.70	8.88	8.17	9.37	8.61	9.84		

SHEAVES PAGES PT7-2-PT7-27	BELTS PAGES PT7-28-PT7-41	SELECTION: WEDGE PAGES PT7-42-PT7-83	ENGINEERING/TECHNICAL PAGES PT7-123-PT7-128
-------------------------------	------------------------------	---	--



# SELECTION

## A S-L CLASSIC AX CLASSIC COG Basic Horsepower Rating

Faster Shaft RPM	Rated HP per Belt for Small Sheave Datum Dia.												Add'l HP/Belt for Speed Ratio of:										
	5.2		5.6		5.8		6.0		6.4		6.6		7.0		1.02	1.05	1.09	1.13	1.19	1.25	1.35	1.52	2.00
	A	AX	A	AX	A	AX	A	AX	A	AX	A	AX	A	AX	1.04	1.08	1.12	1.18	1.24	1.34	1.51	1.99	& up
870	3.44	3.72	3.81	4.05	3.99	4.22	4.18	4.38	4.54	4.71	4.72	4.87	5.08	5.19	0.03	0.05	0.08	0.10	0.13	0.15	0.16	0.20	0.23
1160	4.34	4.63	4.81	5.05	5.04	5.26	5.28	5.47	5.74	5.87	5.96	6.08	6.42	6.48	0.03	0.06	0.10	0.13	0.17	0.20	0.21	0.26	0.29
1750	5.94	6.25	6.59	6.83	6.90	7.11	7.22	7.39	7.84	7.94	8.14	8.21	8.73	8.75	0.04	0.09	0.15	0.20	0.26	0.30	0.35	0.40	0.44
3500	8.82	9.68	9.64	10.53	10.02	10.94	10.38	11.34	11.03	12.10	11.32	12.47	---	---	0.08	0.19	0.31	0.41	0.52	0.60	0.70	0.79	0.87
100	0.54	0.63	0.59	0.69	0.62	0.71	0.64	0.74	0.70	0.79	0.72	0.82	0.78	0.87	0.00	0.01	0.01	0.01	0.01	0.02	0.02	0.02	0.02
200	0.98	1.13	1.09	1.23	1.14	1.28	1.19	1.33	1.29	1.43	1.34	1.47	1.43	1.57	0.00	0.01	0.02	0.02	0.03	0.03	0.04	0.04	0.05
300	1.40	1.59	1.54	1.73	1.62	1.79	1.69	1.86	1.83	2.00	1.90	2.07	2.05	2.20	0.01	0.02	0.03	0.03	0.04	0.05	0.05	0.06	0.06
400	1.79	2.01	1.98	2.18	2.07	2.27	2.17	2.36	2.35	2.53	2.44	2.62	2.63	2.79	0.01	0.02	0.03	0.04	0.06	0.07	0.08	0.09	0.09
500	2.16	2.40	2.39	2.62	2.51	2.72	2.62	2.83	2.85	3.03	2.96	3.14	3.18	3.34	0.01	0.03	0.04	0.06	0.07	0.08	0.10	0.11	0.12
600	2.52	2.78	2.79	3.03	2.93	3.15	3.06	3.27	3.33	3.51	3.46	3.63	3.72	3.87	0.01	0.03	0.05	0.07	0.09	0.10	0.12	0.13	0.15
700	2.87	3.14	3.18	3.42	3.33	3.56	3.49	3.70	3.79	3.97	3.94	4.11	4.24	4.38	0.02	0.04	0.06	0.08	0.10	0.12	0.14	0.16	0.17
800	3.21	3.48	3.55	3.80	3.73	3.95	3.90	4.11	4.24	4.41	4.41	4.56	4.74	4.86	0.02	0.04	0.07	0.09	0.12	0.14	0.16	0.18	0.20
900	3.53	3.82	3.92	4.16	4.11	4.33	4.30	4.50	4.67	4.84	4.86	5.00	5.23	5.33	0.02	0.05	0.08	0.10	0.13	0.15	0.18	0.20	0.22
1000	3.85	4.14	4.27	4.51	4.48	4.70	4.68	4.88	5.09	5.25	5.29	5.43	5.70	5.78	0.02	0.05	0.09	0.11	0.15	0.17	0.20	0.22	0.25
1100	4.16	4.45	4.61	4.85	4.83	5.05	5.06	5.25	5.50	5.64	5.72	5.84	6.15	6.22	0.02	0.06	0.09	0.13	0.16	0.19	0.22	0.25	0.27
1200	4.45	4.75	4.94	5.18	5.18	5.40	5.42	5.61	5.89	6.03	6.13	6.23	6.59	6.64	0.03	0.06	0.10	0.14	0.18	0.21	0.24	0.27	0.29
1300	4.74	5.04	5.26	5.50	5.52	5.73	5.77	5.95	6.27	6.40	6.52	6.62	7.01	7.05	0.03	0.07	0.11	0.15	0.19	0.22	0.26	0.29	0.32
1400	5.02	5.32	5.57	5.81	5.84	6.05	6.11	6.29	6.64	6.76	6.91	6.99	7.42	7.45	0.03	0.07	0.12	0.16	0.21	0.24	0.28	0.31	0.35
1500	5.30	5.60	5.88	6.11	6.16	6.37	6.44	6.62	7.00	7.11	7.28	7.35	7.82	7.84	0.03	0.08	0.13	0.17	0.22	0.26	0.30	0.33	0.37
1600	5.56	5.87	6.17	6.40	6.47	6.67	6.76	6.93	7.34	7.45	7.63	7.71	8.20	8.21	0.04	0.08	0.14	0.19	0.24	0.27	0.32	0.36	0.40
1700	5.82	6.13	6.45	6.69	6.76	6.97	7.07	7.24	7.68	7.78	7.97	8.05	8.56	8.57	0.04	0.09	0.15	0.20	0.25	0.29	0.34	0.38	0.42
1800	6.06	6.38	6.72	6.96	7.04	7.25	7.36	7.54	7.99	8.10	8.30	8.38	8.90	8.92	0.04	0.09	0.16	0.21	0.27	0.31	0.36	0.41	0.45
1900	6.30	6.62	6.98	7.23	7.32	7.53	7.65	7.83	8.30	8.41	8.61	8.70	9.23	9.26	0.04	0.10	0.17	0.22	0.28	0.32	0.38	0.43	0.47
2000	6.53	6.86	7.23	7.49	7.58	7.80	7.92	8.11	8.59	8.71	8.91	9.01	9.55	9.59	0.05	0.11	0.18	0.23	0.29	0.34	0.40	0.45	0.49
2100	6.75	7.10	7.48	7.75	7.83	8.07	8.18	8.38	8.86	9.00	9.19	9.31	9.84	9.90	0.05	0.11	0.19	0.24	0.31	0.36	0.42	0.47	0.52
2200	6.96	7.32	7.71	7.99	8.07	8.32	8.43	8.65	9.12	9.28	9.46	9.60	10.12	10.21	0.05	0.12	0.20	0.26	0.32	0.38	0.44	0.49	0.55
2300	7.16	7.54	7.93	8.23	8.30	8.57	8.66	8.90	9.37	9.56	9.71	9.88	10.38	10.50	0.05	0.12	0.21	0.27	0.34	0.40	0.46	0.51	0.57
2400	7.36	7.75	8.14	8.46	8.51	8.81	8.88	9.15	9.60	9.82	9.95	10.15	10.62	10.79	0.05	0.13	0.21	0.28	0.36	0.42	0.46	0.54	0.60
2500	7.54	7.96	8.33	8.68	8.72	9.04	9.09	9.39	9.82	10.07	10.17	10.41	10.83	11.06	0.05	0.13	0.22	0.29	0.37	0.43	0.49	0.56	0.62
2600	7.71	8.16	8.52	8.90	8.91	9.26	9.29	9.62	10.02	10.32	10.37	10.56	11.03	11.32	0.06	0.14	0.23	0.30	0.39	0.45	0.51	0.58	0.65
2700	7.88	8.35	8.69	9.11	9.09	9.48	9.47	9.84	10.20	10.55	10.55	10.90	11.21	11.57	0.06	0.14	0.24	0.31	0.40	0.46	0.53	0.61	0.67
2800	8.03	8.54	8.86	9.31	9.25	9.69	9.63	10.06	10.37	10.78	10.71	11.13	11.37	11.81	0.06	0.15	0.25	0.32	0.42	0.46	0.56	0.63	0.69
2900	8.18	8.72	9.01	9.51	9.40	9.89	9.79	10.27	10.52	11.00	10.86	11.35	11.51	12.04	0.06	0.16	0.26	0.33	0.43	0.48	0.58	0.65	0.71
3000	8.31	8.89	9.14	9.69	9.54	10.08	9.92	10.47	10.65	11.21	10.99	11.57	11.62	12.26	0.07	0.16	0.27	0.35	0.45	0.51	0.60	0.67	0.74
3100	8.43	9.06	9.27	9.88	9.67	10.27	10.05	10.66	10.76	11.40	11.10	11.77	11.71	12.47	0.07	0.17	0.27	0.36	0.47	0.53	0.62	0.69	0.77
3200	8.55	9.23	9.38	10.05	9.78	10.45	10.15	10.84	10.86	11.59	11.18	11.96	11.78	12.66	0.07	0.17	0.28	0.37	0.48	0.55	0.64	0.72	0.80
3300	8.65	9.38	9.38	10.22	9.87	10.62	10.24	11.01	10.93	11.77	11.25	12.14	11.83	12.84	0.07	0.18	0.27	0.38	0.49	0.57	0.66	0.74	0.82
3400	8.74	9.53	9.57	10.38	9.95	10.78	10.32	11.18	10.99	10.94	11.30	12.31	11.85	13.02	0.08	0.19	0.30	0.40	0.50	0.59	0.68	0.76	0.84
3500	8.82	9.68	9.64	10.53	10.02	10.94	10.38	11.34	11.03	12.10	11.32	12.47	---	---	0.08	0.20	0.31	0.41	0.51	0.60	0.70	0.79	0.86
3600	8.88	9.81	9.69	10.67	10.07	11.08	10.42	11.49	11.05	12.26	11.33	12.62	---	---	0.08	0.20	0.32	0.42	0.53	0.62	0.72	0.81	0.89
3700	8.94	9.94	9.74	10.81	10.10	11.22	10.44	11.63	11.04	12.40	---	---	---	---	0.08	0.21	0.33	0.43	0.55	0.64	0.74	0.83	0.91
3800	8.98	10.07	9.76	10.94	10.12	11.36	10.45	11.76	---	---	---	---	---	---	0.09	0.21	0.34	0.44	0.56	0.66	0.76	0.85	0.94
3900	9.01	10.19	9.78	11.06	10.12	11.48	10.43	11.88	---	---	---	---	---	---	0.09	0.22	0.35	0.45	0.58	0.67	0.78	0.87	0.97
4000	9.03	10.30	9.77	11.18	10.10	11.60	---	---	---	---	---	---	---	---	0.09	0.22	0.35	0.47	0.60	0.69	0.80	0.90	1.00

Note: Shaded area indicate operation above 6500 FPM rim speed. Special sheave construction required.

SHEAVES PAGES PT7-2-PT7-27	BELTS PAGES PT7-28-PT7-41	SELECTION: WEDGE PAGES PT7-42-PT7-83	ENGINEERING/TECHNICAL PAGES PT7-123-PT7-128
-------------------------------	------------------------------	---	--