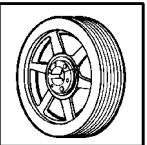
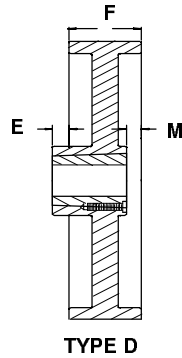
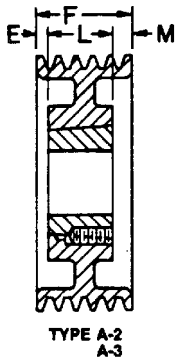
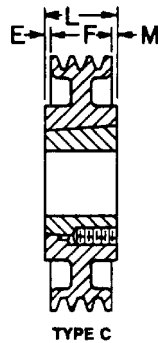
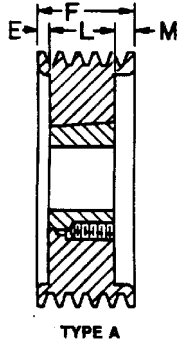


SELECTION/DIMENSIONS



8V TAPER-LOCK SHEAVES



4-Groove					F = 4.87	
O.D.▲	Part No.	Description	Wt.	Type†	E	M
12.5	110003	4/8V12.5-4040	83.0	A1	0	.87
13.2	110008	4/8V13.2-4040	125.0	A2	0	.87
14.0	110950	4/8V14.0-4040	88.0	A2	0	.87
15.0	110951	4/8V15.0-4040	111.0	A2	.50	.37
16.0	110952	4/8V16.0-4040	105.0	A2	.44	.44
17.0	110953	4/8V17.0-4040	150.0	A2	0	.87
18.0	110954	4/8V18.0-4040	150.0	A2	0	.87
19.0	110955	4/8V19.0-4040	146.0	A2	0	.87
20.0	110015	4/8V20.0-4545	145.0	A2	0	.37
21.2	110016	4/8V21.2-4545	138.0	A2	0	.37
22.4	110004	4/8V22.4-4545	147.0	A2	0	.37
24.8	110681	4/8V24.8-5050	191.0	D3	.94	.81
30.0	110957	4/8V30.0-5050	233.0	D3	1.12	1.00
35.5	110900	4/8V35.5-5050	278.0	D3	1.12	1.00
40.0	110006	4/8V40.0-5050	324.0	D3	1.12	1.00
44.5	110002	4/8V44.5-5050	367.0	D3	.25	.12
53.0	110007	4/8V53.0-5050	469.0	B3	1.12	1.25

5-Groove					F = 6.00	
O.D.▲	Part No.	Description	Wt.	Type†	E	M
12.5	110958	5/8V12.5-4040	96.0	A2	.18	1.81
13.2	110959	5/8V13.2-4040	100.0	A2	.18	1.81
14.0	110960	5/8V14.0-4040	107.0	A2	.18	1.81
15.0	110961	5/8V15.0-4040	106.0	A2	.18	1.81
16.0	110962	5/8V16.0-4040	110.0	A2	.50	1.50
17.0	110023	5/8V17.0-4545	120.0	A3	0	1.50
18.0	110024	5/8V18.0-4545	180.0	A3	0	1.50
19.0	110025	5/8V19.0-4545	200.0	A3	0	1.50
20.0	110026	5/8V20.0-4545	145.0	A3	0	1.50
21.2	110027	5/8V21.2-4545	185.0	A3	0	1.50
22.4	110028	5/8V22.4-4545	176.0	A3	0	1.50
24.8	110682	5/8V24.8-5050	206.0	A3	0	1.50
30.0	110029	5/8V30.0-5050	319.0	D3	.62	1.62
35.5	110046	5/8V35.5-5050	399.0	A3	0	1.00
40.0	110017	5/8V40.0-5050	350.0	A3	0	1.00
44.5	110047	5/8V44.5-5050	572.0	A3	0	1.00
53.0	110018	5/8V53.0-5050	565.0	A3	0	1.00


6-Groove					F = 7.12	
O.D.▲	Part No.	Description	Wt.	Type†	E	M
12.5	110964	6/8V12.5-4040	98.0	A1	1.00	2.12
13.2	110965	6/8V13.2-4040	114.0	A2	1.00	2.12
14.0	110966	6/8V14.0-4040	134.0	A2	1.00	2.12
15.0	110033	6/8V15.0-4545	146.0	A2	.50	2.12
16.0	110034	6/8V16.0-4545	140.0	A2	.12	2.50
17.0	110035	6/8V17.0-4545	143.0	A2	.50	2.12
18.0	110036	6/8V18.0-4545	164.0	A2	.50	2.12
19.0	110037	6/8V19.0-4545	166.0	A3	.50	2.12
20.0	110967	6/8V20.0-5050	144.0	D3	1.31	3.43
21.2	110968	6/8V21.2-5050	201.0	A3	.19	1.94
22.4	110969	6/8V22.4-5050	212.0	D3	1.13	3.25
24.8	110683	6/8V24.8-5050	236.0	D3	.13	2.25
30.0	110041	6/8V30.0-5050	292.0	A3	.06	2.06
35.5	110049	6/8V35.5-5050	363.0	A3	.50	1.62
40.0	110042	6/8V40.0-5050	423.0	A3	.50	1.62
44.5	110064	6/8V44.5-5050	485.0	A3	.50	1.62
53.0	110043	6/8V53.0-5050	621.0	A3	.50	1.62

▲ Pitch diameter = O.D. - .20"

† Type 1 = Block Type, 2 = Web, 3 = Arm - See drawing page PT7-2.

BELTS PAGES PT7-28-PT7-41	SELECTION: WEDGE PAGES PT7-42-PT7-83	SELECTION: CLASSICAL PAGES PT7-84-PT7-123	ENGINEERING/TECHNICAL PAGES PT7-123-PT7-128
------------------------------	---	--	--

SELECTION/DIMENSIONS



8V TAPER-LOCK SHEAVES

8-Groove				F = 9.37		
O.D.▲	Part No.	Description	Wt.	Type†	E	M
12.5	110050	8/8V12.5-4545	150.0	A1	1.50	3.37
13.2	110051	8/8V13.2-4545	141.0	A2	1.50	3.37
14.0	110052	8/8V14.0-4545	160.0	A2	1.50	3.37
15.0	110053	8/8V15.0-4545	185.0	A2	1.50	3.37
16.0	110054	8/8V16.0-4545	168.0	A2	1.50	3.37
17.0	110971	8/8V17.0-5050	179.0	A2	.18	4.18
18.0	110056	8/8V18.0-5050	204.0	A2	.18	4.18
19.0	110057	8/8V19.0-5050	223.0	A2	.18	4.18
20.0	110058	8/8V20.0-5050	178.0	A2	.18	4.18
21.2	110059	8/8V21.2-5050	192.0	A3	.18	4.18
22.4	110060	8/8V22.4-5050	249.0	A3	.18	4.18
24.8	110065	8/8V24.8-5050	285.0	A3	2.12	2.25
30.0	110061	8/8V30.0-5050	356.0	A3	1.18	3.18
35.5	110066	8/8V35.5-5050	441.0	A3	1.00	3.37
40.0	110062	8/8V40.0-5050	517.0	A3	1.00	3.37
44.5	110973	8/8V44.5-6050	596.0	A3	1.00	3.37
53.0	110974	8/8V53.0-6050	759.0	A3	1.00	3.37

10-Groove				F = 11.62		
O.D.▲	Part No.	Description	Wt.	Type†	E	M
12.5	----	10/8V12.5-4545	---	A1	2.06	5.06
13.2	110071	10/8V13.2-4545	150.0	A1	2.06	5.06
14.0	110072	10/8V14.0-4545	175.0	A2	2.06	5.06
15.0	110073	10/8V15.0-5050	175.0	A2	1.31	4.68
16.0	110074	10/8V16.0-5050	200.0	A2	2.18	4.43
17.0	110075	10/8V17.0-5050	210.0	A2	2.25	4.37
18.0	110076	10/8V18.0-5050	220.0	A2	2.25	4.37
19.0	110077	10/8V19.0-5050	240.0	A3	2.25	4.37
20.0	110078	10/8V20.0-5050	211.0	A3	2.25	4.37
21.2	110079	10/8V21.2-5050	270.0	A3	2.50	4.12
22.4	110080	10/8V22.4-5050	291.0	A3	2.25	4.37
24.8	110068	10/8V24.8-5050	328.0	A3	2.37	4.25
30.0	110081	10/8V30.0-5050	416.0	A3	2.25	4.37
35.5	110976	10/8V35.5-6050	517.0	A3	2.25	4.37
40.0	110977	10/8V40.0-6050	606.0	A3	2.25	4.37
44.5	110978	10/8V44.5-6050	701.0	A3	2.25	4.37
53.0	110083	10/8V53.0-6050	898.0	A3	2.25	4.37

12-Groove				F = 13.87		
O.D.▲	Part No.	Description	Wt.	Type†	E	M
12.5	110980	12/8V12.5-5050	153.0	A1	3.18	5.68
13.2	110981	12/8V13.2-5050	180.0	A1	3.00	5.87
14.0	110982	12/8V14.0-5050	186.0	A1	3.18	5.68
15.0	110983	12/8V15.0-5050	221.0	A2	1.88	7.00
16.0	110984	12/8V16.0-5050	247.0	A2	1.88	7.00
17.0	110985	12/8V17.0-5050	267.0	A2	3.50	5.38
18.0	110986	12/8V18.0-5050	274.0	A2	3.53	5.34
19.0	110987	12/8V19.0-5050	306.0	A2	2.25	6.62
20.0	110988	12/8V20.0-5050	249.0	A3	2.25	6.62
21.2	110989	12/8V21.2-5050	294.0	A3	2.25	6.62
22.4	110990	12/8V22.4-5050	337.0	A3	2.25	6.62
24.8	110991	12/8V24.8-5050	380.0	A3	5.37	3.50
30.0	110992	12/8V30.0-6050	482.0	A3	4.00	4.87
35.5	110993	12/8V35.5-6050	597.0	A3	4.00	4.87
40.0	110994	12/8V40.0-6050	702.0	A3	4.00	4.87
44.5	110995	12/8V44.5-6050	814.0	A3	4.00	4.87
53.0	110996	12/8V53.0-7060	1077.0	A3	5.00	2.87

▲ Pitch diameter = O.D. - .20"

† Type 1 = Block Type, 2 = Web, 3 = Arm - See drawings page PT7-2.

BELTS PAGES PT7-28-PT7-41	SELECTION: WEDGE PAGES PT7-42-PT7-83	SELECTION: CLASSICAL PAGES PT7-84-PT7-123	ENGINEERING/TECHNICAL PAGES PT7-123-PT7-128
------------------------------	---	--	--