


## SUBPANELS NON-METALLIC ENCLOSURES SUBPANELS FOR ALL PREMIER AND JIC NON-METALLIC ENCLOSURES



SUBPANEL SPECIFICATIONS		
SUBPANEL	MATERIAL	FINISH
Carbon Steel	Carbon Steel	White polyester powder Finish
Aluminum	3003H14 Aluminum	Mill Finish
Stainless Steel	304 Stainless	304 ANN 2 B Finish
Fiberglass	FRP (Fiberglass reinforced panel)	Gray Finish



CARBON STEEL SUBPANELS FOR ALL PREMIER AND JIC NON-METALLIC ENCLOSURES											
SUBPANEL PART NUMBER	SUBPANEL SIZE HxW	ENCLOSURE SIZE HxW	BA	BB	BK	BL	BT	PANEL TYPE	NUMBER OF HOLES	HOLE DIAMETER	WT.
HW-MP604CS	4.88 x 2.88 (124 x 73)	6 x 4 (152 x 102)	4.88 (124)	2.88 (73)	4.25 (108)	2.25 (57)	0.08 (2)	FLAT	4	.25 (6.35)	5 oz.
HW-MP606CS	4.88 x 4.88 (124 x 124)	6 x 6 (152 x 152)	4.88 (124)	4.88 (124)	4.25 (108)	4.25 (108)	0.08 (2)	FLAT	4	.25 (6.35)	8 oz.
HW-MP706CS	6.00 x 4.88 (152 x 124)	7 x 6 (179 x 152)	6.00 (152)	4.88 (124)	5.38 (137)	4.25 (108)	0.08 (2)	FLAT	4	.25 (6.35)	10 oz.
HW-MP806CS	6.75 x 4.88 (152 x 124)	8 x 6 (203 x 152)	6.75 (152)	4.88 (124)	6.25 (159)	4.25 (108)	0.08 (2)	FLAT	4	.25 (6.35)	12 oz.
HW-MP808CS	6.88 x 6.88 (175 x 175)	8 x 8 (203 x 203)	6.88 (175)	6.88 (175)	6.25 (159)	6.25 (159)	0.08 (2)	FLAT	4	.25 (6.35)	12 oz.
HW-MP906CS	8.25 x 4.88 (175 x 124)	9 x 6 (229 x 152)	8.25 (210)	4.88 (124)	7.63 (194)	4.25 (108)	0.08 (2)	FLAT	4	.25 (6.35)	14 oz.
HW-MP1008CS	8.75 x 6.88 (225 x 175)	10 x 8 (254 x 203)	8.75 (225)	6.88 (175)	8.25 (210)	6.25 (159)	0.08 (2)	FLAT	4	.25 (6.35)	21 oz.
HW-MP1210CS	10.88 x 8.75 (276 x 225)	12 x 10 (305 x 254)	10.88 (276)	8.75 (225)	10.25 (260)	8.25 (210)	0.08 (2)	FLAT	4	.25 (6.35)	34 oz.
HW-MP1412CS	12.88 x 10.88 (327 x 276)	14 x 12 (356 x 305)	12.88 (327)	10.88 (276)	12.25 (311)	10.25 (260)	0.08 (2)	FLAT	4	.25 (6.35)	48 oz.
HW-MP1614CS	14.88 x 12.88 (378 x 327)	16 x 14 (406 x 356)	14.88 (378)	12.88 (327)	14.25 (362)	12.25 (311)	0.08 (2)	FLAT	4	.25 (6.35)	66 oz.
HW-MP1816CS	16.88 x 14.88 (429 x 378)	18 x 16 (457 x 406)	16.88 (429)	14.88 (378)	16.25 (413)	14.25 (362)	0.08 (2)	FLAT	4	.25 (6.35)	87 oz.
HW-MP2016CS	18.88 x 14.88 (479 x 378)	20 x 16 (508 x 406)	18.88 (479)	14.88 (378)	18.25 (464)	14.25 (362)	0.08 (2)	FLAT	4	.25 (6.35)	97 oz.

Note: Subpanels must be ordered separately. Dimensions in inches (millimeters).

FIBERGLASS SUBPANELS FOR ALL PREMIER AND JIC NON-METALLIC ENCLOSURES											
SUBPANEL PART NUMBER	SUBPANEL SIZE HxW	ENCLOSURE SIZE HxW	BA	BB	BK	BL	BT	PANEL TYPE	NUMBER OF HOLES	HOLE DIAMETER	WT.
HW-MP604FG	4.88 x 2.88 (124 x 73)	6 x 4 (152 x 102)	4.88 (124)	2.88 (73)	4.25 (108)	2.25 (57)	0.08 (2)	FLAT	4	.25 (6.35)	2 oz.
HW-MP606FG	4.88 x 4.88 (124 x 124)	6 x 6 (152 x 152)	4.88 (124)	4.88 (124)	4.25 (108)	4.25 (108)	0.08 (2)	FLAT	4	.25 (6.35)	3 oz.
HW-MP806FG	6.75 x 4.88 (152 x 124)	8 x 6 (203 x 152)	6.75 (152)	4.88 (124)	6.25 (159)	4.25 (108)	0.08 (2)	FLAT	4	.25 (6.35)	4 oz.
HW-MP808FG	6.88 x 6.88 (175 x 175)	8 x 8 (203 x 203)	6.88 (175)	6.88 (175)	6.25 (159)	6.25 (159)	0.08 (2)	FLAT	4	.25 (6.35)	5 oz.
HW-MP1008FG	8.75 x 6.88 (225 x 175)	10 x 8 (254 x 203)	8.75 (225)	6.88 (175)	8.25 (210)	6.25 (159)	0.08 (2)	FLAT	4	.25 (6.35)	8 oz.
HW-MP1210FG	10.88 x 8.75 (276 x 225)	12 x 10 (305 x 254)	10.88 (276)	8.75 (225)	10.25 (260)	8.25 (210)	0.08 (2)	FLAT	4	.25 (6.35)	14 oz.
HW-MP1412FG	12.88 x 10.88 (327 x 276)	14 x 12 (356 x 305)	12.88 (327)	10.88 (276)	12.25 (311)	10.25 (260)	0.08 (2)	FLAT	4	.25 (6.35)	16 oz.
HW-MP1614FG	14.88 x 12.88 (378 x 327)	16 x 14 (406 x 356)	14.88 (378)	12.88 (327)	14.25 (362)	12.25 (311)	0.08 (2)	FLAT	4	.25 (6.35)	13 oz.
HW-MP1816FG	16.88 x 14.88 (429 x 378)	18 x 16 (457 x 406)	16.88 (429)	14.88 (378)	16.25 (413)	14.25 (362)	0.08 (2)	FLAT	4	.25 (6.35)	32 oz.
HW-MP2016GF	18.88 x 14.88 (479 x 378)	20 x 16 (508 x 406)	18.88 (479)	14.88 (378)	18.25 (464)	14.25 (362)	0.08 (2)	FLAT	4	.25 (6.35)	36 oz.

Note: Subpanels must be ordered separately. Dimensions in inches (millimeters).



# SUBPANEL NON-METALLIC ENCLOSURES SUBPANELS FOR ALL PREMIER AND JIC NON-METALLIC ENCLOSURES

E57

## STAINLESS STEEL SUBPANELS FOR ALL PREMIER AND JIC NON-METALLIC ENCLOSURES

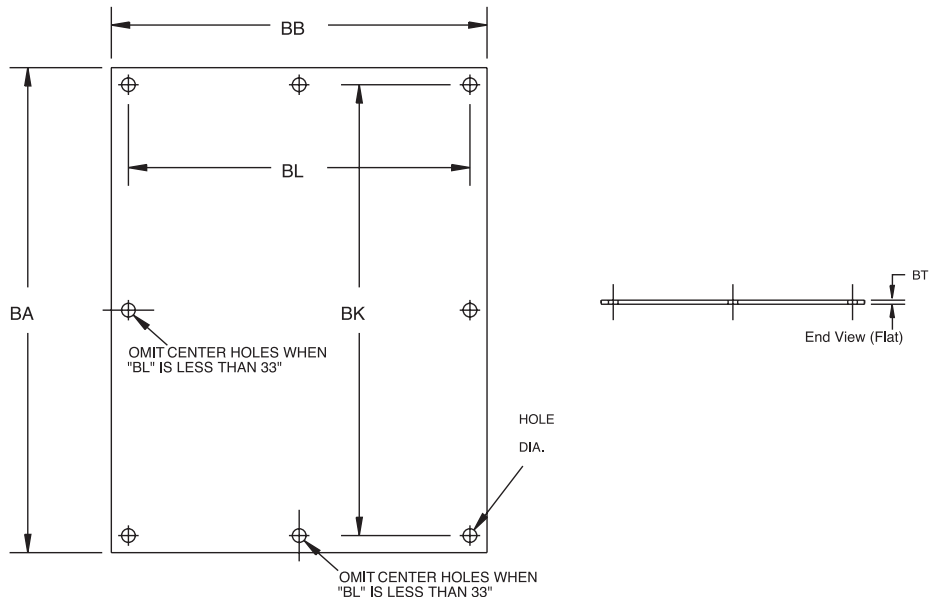
SUBPANEL PART NUMBER	SUBPANEL SIZE HxW	ENCLOSURE SIZE HxW	BA	BB	BK	BL	BT	PANEL TYPE	NUMBER OF HOLES	HOLE DIAMETER	WT.
HW-MP604SS	4.88 x 2.88 (124 x 73)	6 x 4 (152 x 102)	4.88 (124)	2.88 (73)	4.25 (108)	2.25 (57)	0.08 (2)	FLAT	4	.25 (6.35)	5 oz.
HW-MP606SS	4.88 x 4.88 (124 x 124)	6 x 6 (152 x 152)	4.88 (124)	4.88 (124)	4.25 (108)	4.25 (108)	0.08 (2)	FLAT	4	.25 (6.35)	8 oz.
HW-MP806SS	6.75 x 4.88 (152 x 124)	8 x 6 (203 x 152)	6.75 (152)	4.88 (124)	6.25 (159)	4.25 (108)	0.08 (2)	FLAT	4	.25 (6.35)	12 oz.
HW-MP808SS	6.88 x 6.88 (175 x 175)	8 x 8 (203 x 203)	6.88 (175)	6.88 (175)	6.25 (159)	6.25 (159)	0.08 (2)	FLAT	4	.25 (6.35)	12 oz.
HW-MP1008SS	8.75 x 6.88 (225 x 175)	10 x 8 (254 x 203)	8.75 (225)	6.88 (175)	8.25 (210)	6.25 (159)	0.08 (2)	FLAT	4	.25 (6.35)	19 oz.
HW-MP1210SS	10.88 x 8.75 (276 x 225)	12 x 10 (305 x 254)	10.88 (276)	8.75 (225)	10.25 (260)	8.25 (210)	0.08 (2)	FLAT	4	.25 (6.35)	30 oz.
HW-MP1412SS	12.88 x 10.88 (327 x 276)	14 x 12 (356 x 305)	12.88 (327)	10.88 (276)	12.25 (311)	10.25 (260)	0.08 (2)	FLAT	4	.25 (6.35)	45 oz.
HW-MP1614SS	14.88 x 12.88 (378 x 327)	16 x 14 (406 x 356)	14.88 (378)	12.88 (327)	14.25 (362)	12.25 (311)	0.08 (2)	FLAT	4	.25 (6.35)	60 oz.
HW-MP1816SS	16.88 x 14.88 (429 x 378)	18 x 16 (457 x 406)	16.88 (429)	14.88 (378)	16.25 (413)	14.25 (362)	0.08 (2)	FLAT	4	.25 (6.35)	96 oz.
HW-MP2016SS	18.88 x 14.88 (479 x 378)	20 x 16 (508 x 406)	18.88 (479)	14.88 (378)	18.25 (464)	14.25 (362)	0.08 (2)	FLAT	4	.25 (6.35)	97 oz.

Note: Subpanels must be ordered separately. Dimensions in inches (millimeters).

## ALUMINUM SUBPANELS FOR ALL PREMIER AND JIC NON-METALLIC ENCLOSURES

SUBPANEL PART NUMBER	SUBPANEL SIZE HxW	ENCLOSURE SIZE HxW	BA	BB	BK	BL	BT	PANEL TYPE	NUMBER OF HOLES	HOLE DIAMETER	WT.
HW-MP604A	4.88 x 2.88 (124 x 73)	6 x 4 (152 x 102)	4.88 (124)	2.88 (73)	4.25 (108)	2.25 (57)	0.08 (2)	FLAT	4	.25 (6.35)	2 oz.
HW-MP606A	4.88 x 4.88 (124 x 124)	6 x 6 (152 x 152)	4.88 (124)	4.88 (124)	4.25 (108)	4.25 (108)	0.08 (2)	FLAT	4	.25 (6.35)	3 oz.
HW-MP806A	6.75 x 4.88 (152 x 124)	8 x 6 (203 x 152)	6.75 (152)	4.88 (124)	6.25 (159)	4.25 (108)	0.08 (2)	FLAT	4	.25 (6.35)	4 oz.
HW-MP808A	6.88 x 6.88 (175 x 175)	8 x 8 (203 x 203)	6.88 (175)	6.88 (175)	6.25 (159)	6.25 (159)	0.08 (2)	FLAT	4	.25 (6.35)	4 oz.
HW-MP1008A	8.75 x 6.88 (225 x 175)	10 x 8 (254 x 203)	8.75 (225)	6.88 (175)	8.25 (210)	6.25 (159)	0.08 (2)	FLAT	4	.25 (6.35)	8 oz.
HW-MP1210A	10.88 x 8.75 (276 x 225)	12 x 10 (305 x 254)	10.88 (276)	8.75 (225)	10.25 (260)	8.25 (210)	0.08 (2)	FLAT	4	.25 (6.35)	12 oz.
HW-MP1412A	12.88 x 10.88 (327 x 276)	14 x 12 (356 x 305)	12.88 (327)	10.88 (276)	12.25 (311)	10.25 (260)	0.08 (2)	FLAT	4	.25 (6.35)	18 oz.
HW-MP1614A	14.88 x 12.88 (378 x 327)	16 x 14 (406 x 356)	14.88 (378)	12.88 (327)	14.25 (362)	12.25 (311)	0.08 (2)	FLAT	4	.25 (6.35)	24 oz.
HW-MP1816A	16.88 x 14.88 (429 x 378)	18 x 16 (457 x 406)	16.88 (429)	14.88 (378)	16.25 (413)	14.25 (362)	0.08 (2)	FLAT	4	.25 (6.35)	40 oz.
HW-MP2016A	18.88 x 14.88 (479 x 378)	20 x 16 (508 x 406)	18.88 (479)	14.88 (378)	18.25 (464)	14.25 (362)	0.08 (2)	FLAT	4	.25 (6.35)	39 oz.

Note: Subpanels must be ordered separately. Dimensions in inches (millimeters).



## CONTROL SERIES SUBPANELS NON-METALLIC ENCLOSURES SUBPANELS FOR CONTROL SERIES NON-METALLIC ENCLOSURES

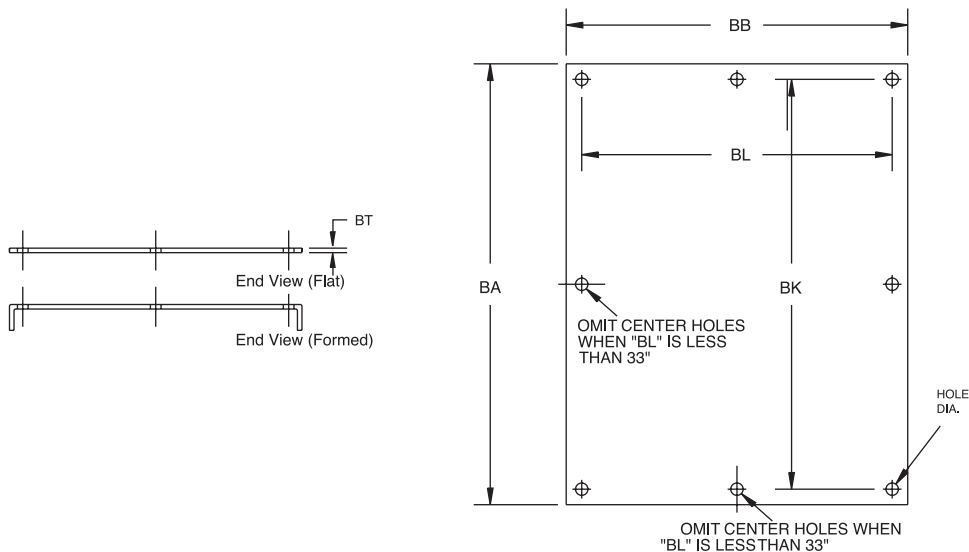


CARBON STEEL SUBPANELS FOR CONTROL SERIES NON-METALLIC ENCLOSURES											
SUBPANEL PART NUMBER	SUBPANEL SIZE HxW	ENCLOSURE SIZE HxW	BA	BB	BK	BL	BT	PANEL TYPE	NUMBER OF HOLES	HOLE DIAMETER	WT.
HW-WM1610CS	13.00 x 8.50 (330 x 216)	16 x 10 (406 x 54)	13.00 (330)	8.50 (216)	12.00 (305)	7.50 (191)	0.08 (2)	Flat	4	0.31 (8)	3.3 lbs.
HW-WM2016CS	17.00 x 13.00 (432 x 330)	20 x 16 (508 x 406)	17.00 (432)	13.00 (330)	15.25 (387)	11.25 (286)	0.09 (2)	Formed	4	0.31 (8)	6.7 lbs.
HW-WM2412CS	21.00 x 9.00 (533 x 229)	24 x 12 (610 x 305)	21.00 (533)	9.00 (229)	19.25 (489)	7.25 (184)	0.09 (2)	Formed	4	0.50 (13)	8.7 lbs.
HW-WM2420CS	21.00 x 17.00 (533 x 432)	24 x 20 (610 x 508)	21.00 (533)	17.00 (432)	19.25 (489)	15.25 (387)	0.13 (3)	Formed	4	0.50 (13)	10.8 lbs.
HW-WM2424CS	21.00 x 21.00 (533 x 533)	24 x 24 (610 x 610)	21.00 (533)	21.00 (533)	19.25 (489)	19.25 (489)	0.13 (3)	Formed	4	0.50 (13)	13.4 lbs.
HW-WM3020CS	27.00 x 17.00 (686 x 432)	30 x 20 (763 x 508)	27.00 (686)	17.00 (432)	25.25 (641)	15.25 (387)	0.13 (3)	Formed	5	0.50 (13)	14 lbs.
HW-WM3024CS	27.00 x 21.00 (686 x 533)	30 x 24 (762 x 610)	27.00 (686)	21.00 (533)	25.25 (641)	19.25 (489)	0.13 (3)	Flat	4	0.50 (13)	17 lbs.
HW-WM3630CS	33.00 x 27.00 (838 x 686)	36 x 30 (914 x 762)	33.00 (838)	27.00 (686)	31.25 (794)	25.25 (641)	0.13 (3)	Flat	4	0.50 (13)	27 lbs.
HW-WM4836CS	31.00 x 22.00 (787 x 559)	36 x 48 (914 x 1219)	31.00 (787)	22.00 (559)	29.00 (737)	20.00 (508)	0.13 (3)	Flat	8	0.50 (13)	41 lbs.
HW-WM6036CS	57.00 x 33.00 (1448 x 838)	60 x 36 (1524 x 914)	57.00 (1448)	33.00 (838)	55.25 (1403)	31.25 (794)	0.13 (3)	Flat	8	0.50 (13)	60 lbs.

Note: Subpanels must be ordered separately. Dimensions in inches (millimeters).

ALUMINUM SUBPANELS FOR CONTROL SERIES NON-METALLIC ENCLOSURES											
SUBPANEL PART NUMBER	SUBPANEL SIZE HxW	ENCLOSURE SIZE HxW	BA	BB	BK	BL	BT	PANEL TYPE	NUMBER OF HOLES	HOLE DIAMETER	WT.
HW-WM1610A	13.00 x 8.50 (330 x 216)	16 x 10 (406 x 54)	13.00 (330)	8.50 (216)	12.00 (305)	7.50 (191)	0.08 (2)	Flat	4	0.31 (8)	1 lb.
HW-WM2016A	17.00 x 13.00 (432 x 330)	20 x 16 (508 x 406)	17.00 (432)	13.00 (330)	15.25 (387)	11.25 (286)	0.09 (2)	Formed	4	0.31 (8)	2 lbs.
HW-WM2412A	21.00 x 9.00 (533 x 229)	24 x 12 (610 x 305)	21.00 (533)	9.00 (229)	19.25 (489)	7.25 (184)	0.09 (2)	Formed	4	0.50 (13)	4.5 lbs.
HW-WM2420A	21.00 x 17.00 (533 x 432)	24 x 20 (610 x 508)	21.00 (533)	17.00 (432)	19.25 (489)	15.25 (387)	0.13 (3)	Formed	4	0.50 (13)	4.5 lbs.
HW-WM2424A	21.00 x 21.00 (533 x 533)	24 x 24 (610 x 610)	21.00 (533)	21.00 (533)	19.25 (489)	19.25 (489)	0.13 (3)	Formed	4	0.50 (13)	5.5 lbs.
HW-WM3020A	27.00 x 17.00 (686 x 432)	30 x 20 (763 x 508)	27.00 (686)	17.00 (432)	25.25 (641)	15.25 (387)	0.13 (3)	Formed	5	0.50 (13)	5.8 lbs.
HW-WM3024A	27.00 x 21.00 (686 x 533)	30 x 24 (762 x 610)	27.00 (686)	21.00 (533)	25.25 (641)	19.25 (489)	0.13 (3)	Flat	4	0.50 (13)	7 lbs.
HW-WM3630A	33.00 x 27.00 (838 x 686)	36 x 30 (914 x 762)	33.00 (838)	27.00 (686)	31.25 (794)	25.25 (641)	0.13 (3)	Flat	4	0.50 (13)	11 lbs.
HW-WM4836A	31.00 x 22.00 (787 x 559)	36 x 48 (914 x 1219)	31.00 (787)	22.00 (559)	29.00 (737)	20.00 (508)	0.13 (3)	Flat	8	0.50 (13)	22 lbs.
HW-WM6036A	57.00 x 33.00 (1448 x 838)	60 x 36 (1524 x 914)	57.00 (1448)	33.00 (838)	55.25 (1403)	31.25 (794)	0.13 (3)	Formed	8	0.50 (13)	23 lbs.

Note: Subpanels must be ordered separately. Dimensions in inches (millimeters).



Note: Subpanels less than 33" wide do not have center holes as shown.