



FEATURES/BENEFITS

Take-up Frames




Eight sizes of TPHU Take-Up Frames—Twenty-Four (24) Take-Up frames with travels of 12 to 36 inches for:

- TPHU S-2000 (Spherical Roller) Take-Up Bearings from 1-7/8" thru 5" shaft size.




Nine sizes of Center Pull Wide Slot Take-Up Frames—Forty-five (45) take-up frames with travels of 12 to 36 inches for:

- Type E tapered wide slot bearing from 1-3/8" to 3" bore size.
- Type K tapered wide slot bearing from 1-3/8" to 3" bore size.
- S-2000 spherical wide slot bearing from 1-1/8" to 5" bore size.
- Imperial spherical wide slot bearing from 1-7/16" to 3-15/16" bore size.
- U.S. Patent No. 4,676,670



One size of Type C Elevator Boot Take-Up Frame—Only 1 Take-Up frame with 9 inch travel for:

- Type C (Tapered Roller) Take-Up bearings from 1-3/16" through 2-15/16" shaft size.



One size of BRONZOIL[®] Sleeve Bearing Take-Up—The BRONZOIL Take-Up is recommended for light-to-medium loads and for use at moderate speeds; such as package conveyors, light material handling installations, or other similar applications.

There are 6 take-ups from 1/2" through 1" shaft size with 4 inch travel.